



**COLLEGE FOOTBALL
PLAYOFF**

MEDIA GUIDE

2020-21 EDITION

CONTENTS

COLLEGE FOOTBALL PLAYOFF	2
Overview	3
2019-20 By the Numbers	5
Governance	7
Trophy	8
Chronology	9
Future Schedule	18
Staff	19
SELECTION COMMITTEE	21
Chair	22
Members	22
Selection Committee Protocol	23
FAQs	30
SELECTION COMMITTEE RANKINGS	33
2020 Rankings Schedule	34
Selection Day	34
Rankings At A Glance	35
2019 CFP Selection Committee Rankings	38
2018 CFP Selection Committee Rankings	42
2017 CFP Selection Committee Rankings	46
2016 CFP Selection Committee Rankings	50
2015 CFP Selection Committee Rankings	54
2014 CFP Selection Committee Rankings	58
NEW YEAR'S SIX BOWLS	63
Goodyear Cotton Bowl Classic	64
Chick-fil-A Peach Bowl	65
PlayStation Fiesta Bowl	66
Capital One Orange Bowl	67
Rose Bowl Game	68
Allstate Sugar Bowl	69
2021 COLLEGE FOOTBALL PLAYOFF NATIONAL CHAMPIONSHIP	70
COLLEGE FOOTBALL PLAYOFF HISTORY	72
All-Time Scores	72
National Championship Game Results	73
2020 CFP NATIONAL CHAMPIONSHIP - NEW ORLEANS	74
2019 CFP NATIONAL CHAMPIONSHIP - BAY AREA	78
2018 CFP NATIONAL CHAMPIONSHIP - ATLANTA	82
2017 CFP NATIONAL CHAMPIONSHIP - TAMPA	86
2016 CFP NATIONAL CHAMPIONSHIP - ARIZONA	90
2015 CFP NATIONAL CHAMPIONSHIP - NORTH TEXAS	94
COLLEGE FOOTBALL PLAYOFF RECORDS	98
Individual Records	99
Team Records	115
Defensive Records	129
Miscellaneous Records	132
ALL-TIME BCS RESULTS	135
All-time BCS National Championship Results	136
BCS Game Results	137
ADDITIONAL RESOURCES	139
Logo/Photo Requests	140
Interview Request Protocol	140
Ticket Distribution	140
Revenue Distribution Policies	141
Family Reimbursement	142
Lexicon	142
INTERNSHIP PROGRAM	143

COLLEGE FOOTBALL PLAYOFF

OVERVIEW

EVERY GAME COUNTS

The College Football Playoff (CFP) determines the national champion of the top division of college football. The format fits within the academic calendar and preserves the sport's unique and compelling regular season.

SELECTION COMMITTEE

The selection committee ranks the teams based on the committee members' evaluation of the teams' performance on the field, using conference championships won, strength of schedule, head-to-head results, and comparison of results against common opponents to decide among teams that are comparable.

TRADITION

The New Year's holiday period belongs to college football, with two semifinal games rotating annually among the Cotton Bowl, Fiesta Bowl, Orange Bowl, Peach Bowl, Rose Bowl Game and Sugar Bowl.

CHAMPIONSHIP MONDAY

The two winning teams from the Playoff Semifinals compete for the College Football Playoff National Championship. The national championship game is in a different city each year, always on a Monday night.

UNIVERSAL ACCESS

No team qualifies automatically, so every Football Bowl Subdivision (FBS) team has equal access to the CFP based on its performance during the season.

REVENUE

The format produces revenue for all FBS schools and for Football Championship Subdivision (FCS) conferences that meet a predetermined threshold of grants-in-aid.

GOVERNANCE

University presidents and chancellors from all 10 FBS conferences and Notre Dame serve as the Board of Managers and govern the administrative operations, with commissioners (the Management Committee) managing the event. A small staff in the CFP office in Irving, Texas, carries out the day-to-day responsibilities.

OVERVIEW

SELECTION COMMITTEE

A dedicated group of high-integrity football experts, with experience as coaches, student-athletes, college administrators and journalists, along with sitting athletics directors, comprise the selection committee. Members of the selection committee are Gary Barta (chair), Paola Boivin, Tom Burman, Joe Castiglione, Rick George, Ken Hatfield, Ronnie Lott, Terry Mohajir, Ray Odierno, R.C. Slocum, Todd Stansbury, Scott Stricklin and John Urschel.

SELECTION COMMITTEE RESPONSIBILITIES

- Rank the top 25 teams and assign the top four to semifinal sites.
- Assign teams to New Year's Six bowls.
 - Create competitive matchups.
 - Attempt to avoid rematches of regular-season games and repeat appearances in specific bowls.
 - Consider geography.

PARTICIPANTS IN THE NEW YEAR'S SIX BOWLS

Both participants in the Orange, Rose and Sugar Bowls are contracted outside the playoff arrangement (Big Ten and Pac-12 to Rose Bowl; SEC and Big 12 to Sugar Bowl; ACC to Orange Bowl against the highest ranked available team from the SEC, Big Ten and Notre Dame). If a conference champion qualifies for the College Football Playoff, then the bowl will choose a replacement from that conference. When those bowls host the Playoff Semifinals and their contracted conference champions do not qualify, then the displaced champion(s) will play in one of the other New Year's Six bowls.

When not hosting Playoff Semifinals, the Cotton, Fiesta and Peach Bowls will welcome displaced conference champions and the top-ranked champion from a non-contract conference. The highest-ranked available teams will fill any other berths. The selection committee will make the pairings.

2019-20 BY THE NUMBERS

27.3
MILLION

Number of viewers who watched the national championship game on



463

Record number of passing yards by a quarterback in the national championship game, set by LSU's Joe Burrow in 2020

2020

2

2019

2020 CFP National Champion
LSU finished the season with a perfect 15-0 record, joining 2019 champion Clemson as the only

2 TEAMS

in the modern era to accomplish the feat

2007

Last time LSU won a national title before the 2020 CFP National Championship Game



4

Clemson tied Alabama by making a record fourth appearance in the CFP National Championship



13

Selection committee members responsible for ranking teams and selecting the Playoff Semifinal matchups

102K

New followers on
#CFBPLAYOFF
social media channels

★ RECORD ★



1,815

Runners participated in the Extra Yard 5K

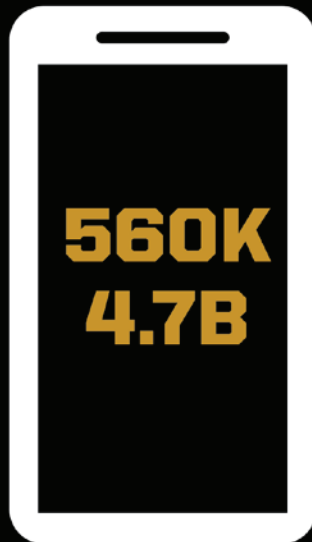
2019-20 BY THE NUMBERS

★ RECORD ★



1,450

An event attendee record for the Eckrich Taste of the Championship presented by Thrillist



560K
4.7B

The 2020 CFP National Championship drove over 560,000 organic social media posts and generated over 4.7 billion digital impressions



149,677

Combined attendance for the Playoff Semifinals at the Chick-fil-A Peach Bowl and the PlayStation Fiesta Bowl



LSU's victory marked the first time in the CFP era that the No. 1 team in the selection committee's final rankings won the national title

4,014

Number of credentials issued for championship game day



Number of college students who participated in the inaugural IGTV Playmakers program that launched during the CFP National Championship

GOVERNANCE

THE COMPANY

CFP Administration, LLC, manages the administration operations of the College Football Playoff. Members of the company are the 10 FBS conferences (American Athletic, Atlantic Coast, Big Ten, Big 12, Conference USA, Mid-American, Mountain West, Pac-12, Southeastern and Sun Belt) and the University of Notre Dame.

THE BOARD OF MANAGERS

(11 university presidents and chancellors)

The company's business, property and affairs are governed by the Board of Managers. The board develops, reviews and approves annual budgets, policies and operating guidelines. It also appoints and removes officers of the company. It has authority over all aspects of the company's operations.

- **Eric Barron** – President, *Penn State University (Big Ten)*
- **Rodney Bennett** – President, *University of Southern Mississippi (C-USA)*
- **Joe Castro** – President, *Fresno State (Mountain West)*
- **Gordon Gee** – President, *West Virginia University (Big 12)*
- **Jack Hawkins** – Chancellor, *Troy University (Sun Belt)*
- **Rev. John Jenkins** – President, *University of Notre Dame (Independent)*
- **Mark Keenum (chair)** – President, *Mississippi State University (SEC)*
- **Kirk Schulz** – President, *Washington State University (Pac-12)*
- **John Thrasher** – President, *Florida State University (ACC)*
- **Satish Tripathi** – President, *University at Buffalo (MAC)*
- **R. Gerald Turner** – President, *Southern Methodist University (American Athletic)*

MANAGEMENT COMMITTEE

(10 conference commissioners and Notre Dame athletics director)

The Management Committee manages the day-to-day operations of the company. It has authority over those aspects of the company's operations that are not reserved exclusively for the board, but all of its decisions are subject to review by the board.

- **Mike Aresco** – Commissioner (*American Athletic*)
- **Bob Bowlsby** – Commissioner (*Big 12*)
- **Keith Gill** – Commissioner (*Sun Belt*)
- **Judy MacLeod** – Commissioner (*C-USA*)
- **Greg Sankey** – Commissioner (*SEC*)
- **Larry Scott** – Commissioner (*Pac-12*)
- **Jon Steinbrecher** – Commissioner (*MAC*)
- **Jack Swarbrick** – Athletics Director (*Notre Dame*)
- **John Swofford** – Commissioner (*ACC*)
- **Craig Thompson** – Commissioner (*Mountain West*)
- **Kevin Warren** – Commissioner (*Big Ten*)

TROPHY

THE COLLEGE FOOTBALL PLAYOFF
NATIONAL CHAMPIONSHIP TROPHY

The College Football Playoff National Championship Trophy is the ultimate goal of college football teams across the United States.

An ascending virtual football, the trophy's handcrafted gold brackets surround a hardened steel core. The trophy was created to be raised in celebration of the highest level of team achievement in college football.

Designed by Pentagram, the trophy was commissioned by the CFP for the new playoff era. The design features a focused football at the center of the base that rises to form an actual-size ball. Standing at a total height of three feet, the trophy and base are two integral but separate pieces, so the trophy may be lifted up independently when it is awarded each year at the national championship game.

The trophy is handcrafted by the master fine art foundry Polich Tallix. Expert craftsmen worked for three months, combining cutting edge technologies with timeless metal casting and finishing techniques to create the trophy.

Handmade from 24k gold, bronze, and stainless steel, the trophy is 26.5 inches tall. The base is formed from bronze with a hand-rubbed black patina finish and is 12 inches high.

COLLEGE FOOTBALL PLAYOFF

CHRONOLOGY

2011

With the fourth Bowl Championship Series (BCS) four-year term set to conclude after the 2013-2014 season, the commissioners began creating a process for considering possible formats for the future. These discussions occurred during teleconferences October 4 and 12. The Presidential Oversight Committee members addressed the matter further in their in-person meeting in Denver on November 14.

2012

During the winter and spring, the commissioners and presidents spent countless hours evaluating the many pros and cons of numerous possible formats. These formats ranged from returning to the old bowl system with no attempt to match the top two teams, to continuing the BCS, to creating a multi-team tournament.

The commissioners met in person on January 10 in New Orleans, February 21-22 and March 26 in Dallas and several times by teleconference. They affirmed a commitment to protect college football's regular season, the best in sports, and to preserve the bowl tradition and the bowl experience for student-athletes. Further, they focused on the realities of the academic calendar and options related to where the games should be played. They self-imposed a deadline of the summer of 2012 to decide what changes to propose to the presidents.

April 25 – At a meeting in Hollywood, Florida, the commissioners took both an eight-team and a 16-team playoff off the table. They prepared a small number of four-team options for discussion in the conference meetings to be held in May. They discussed in detail the advantages and disadvantages of various ways to rank or qualify teams.

June 12-13 – The commissioners met in Chicago to report on the consensus regarding the playoff that was developed during their recent conference meetings.

June 20 – Meeting in the Sullivan Room at the InterContinental hotel in downtown Chicago, the commissioners voted unanimously to recommend a four-team playoff for 12 years beginning in 2014-2015, with a selection committee choosing the participating teams.

June 26 – Meeting at the Dupont Circle Hotel in Washington, D.C., the BCS Presidential Oversight Committee members voted unanimously to submit legislation to the NCAA Board of Directors that would allow two institutions to participate in two post-season games each year—thereby creating what eventually would be named the College Football Playoff. The presidential group adopted the format and policies that had been recommended by the commissioners on June 20. The NCAA would approve the proposal in August.

COLLEGE FOOTBALL PLAYOFF

CHRONOLOGY

The presidents and chancellors also endorsed:

- Rotating the Playoff Semifinal games among six bowl sites and playing the national championship game at neutral sites under the management of the conferences;
- Creating a selection committee that would rank the teams to play, giving all the teams an equal opportunity to participate (Among the factors the committee would be instructed to value were win-loss record, strength of schedule, head-to-head results, and whether a team is a conference champion);
- Playing the Playoff Semifinals New Year's Eve or New Year's Day;
- Creating "Championship Monday" by setting the date of the national championship game on the first Monday in January that is six or more days after the Playoff Semifinals;
- Establishing the new format to cover a 12-year term, from the 2014-2015 season through the 2025-2026 season;
- Distributing revenue from the playoff according to a formula that (a) rewards conferences for success on the field, (b) accommodates teams' expenses, (c) acknowledges marketplace factors, (d) rewards academic performance of student-athletes, and (e) eliminates the "automatic qualification" designation.

September 19 – The commissioners agreed to select the host for the first national championship game only, and to choose future hosts later.

November 12 – In a Denver meeting, the presidents and chancellors unanimously approved the format that called for a stand-alone national championship game and Playoff Semifinals rotating evenly among three contract bowls and three other bowls over the 12 years. The group also took the following actions:

- Adopted a revenue-distribution plan and agreed to review it after four years to determine whether the allocations should be revised;
- Agreed that the academic pool would be distributed through the conferences or processed directly to the independent institutions;
- Guaranteed a spot in one of the six bowls to the highest-ranked champion from the Big East (later became the American Athletic), Conference USA, Mid-American, Mountain West and Sun Belt conferences, as determined by the selection committee, when such champion does not qualify to play in one of the Playoff Semifinals;
- Confirmed that the media rights would cover 12 national championship games, 24 Playoff Semifinals and 24 host bowls;
- Supported the concept of not having a title sponsor for the national championship game;
- Decided that the Rose and Sugar bowls would host Playoff Semifinals in the same year; Orange Bowl and Host 1 in the same year; and Host 2 and Host 3 in the same year.
- Agreed that the champion of a contract-bowl conference that is displaced by the Playoff Semifinals will play in one of the host bowls;
- Voted to create a limited liability corporation (LLC) to manage the event, with the presidents and chancellors serving as the Board of Managers.

CHRONOLOGY

November 14 – The Presidential Oversight Committee named Bill Hancock Executive Director. Hancock had been Executive Director of the BCS for three years. He had become BCS administrator in October 2005.

November 18 – Michael Kelly was named Chief Operating Officer.

November 21 – The group and ESPN reached an agreement in principle for ESPN to present the games for 12 years on an exclusive basis across its platforms. The agreement included the national championship game and Playoff Semifinals, as well as other bowl games that would be a part of the rotation to host the Playoff Semifinals.

2013

January 8 – During a meeting in Miami, the commissioners unanimously agreed that the new event would launch with Playoff Semifinals on January 1, 2015, in the Rose and Sugar bowls. The group also agreed that the Orange Bowl and a yet-to-be-named bowl would host the Playoff Semifinals in the second year. The hosts in the third year were also yet to be named.

January 14 – Hancock and Kelly opened a temporary headquarters in the Conference USA suite of offices at 5201 N. O'Connor Blvd. in Irving, Texas.

February 5 – Reid Sigmon was named Chief Financial Officer.

February 7 – The management committee unanimously agreed to implement a philanthropic program when the new structure began. It also decided that the new event warranted a new trophy.

March 13 – CFP Administration, LLC, a limited liability company, was organized to manage the administrative operation of the College Football Playoff. Under its operating agreement, members of the company were the 10 Football Bowl Subdivision conferences and Notre Dame. The company would be governed by a board of managers, consisting of a university president or chancellor nominated by each member. Day-to-day operations of the company were to be managed by a management committee, consisting of the FBS commissioners and the Notre Dame athletics director.

April 23 – The name “College Football Playoff” was adopted for the new event and was announced in a news conference in Pasadena. Also, the group invited fans to choose the logo through an online voting process.

CHRONOLOGY

April 24 – Cowboys Stadium in Arlington, Texas, was named to host the first national championship game of the new era. Also, the Fiesta Bowl, Cotton Bowl and Peach Bowl were selected to be part of the Playoff Semifinal host rotation. The management committee established the following Playoff Semifinal rotation: year 1 – Rose and Sugar; year 2 – Orange and Cotton; year 3 – Peach and Fiesta. Also, it was agreed that, for the sake of consistency, the name of a bowl participating in the arrangement should include specific wording, either traditional or descriptive of the local culture, in addition to the title sponsor’s name.

April 25 – The management committee formulated plans for the selection committee, including, (1) it would be comprised of no more than 18 members; (2) each conference would be invited to nominate prospective members; (3) the management committee would choose the members and their terms, and also the chair; (4) committee members would not receive honoraria but would receive expense reimbursement; (5) members would serve three-year terms, with selected individuals’ terms being two or four years initially until a rotation were achieved; and (6) members would not be eligible for re-election after their terms expire.

April 29 – Some 101,670 fans participating in an online ballot chose the “gold football” as the CFP’s official logo. It received 38 percent of the vote, compared with 25 percent, 24 percent and 13 percent for the other three candidates.

May 7 – The board agreed to locate the headquarters for CFP Administration LLC in Irving, Texas, at 545 East John Carpenter Freeway, in The Summit building. The office would open August 5.

June 18 – The management committee decided several matters related to the selection committee, including: (1) members would fall into one of five classifications, including sitting athletics directors, and persons with experience as coaches, student-athletes, administrators and journalists; (2) persons currently working for media agencies, or serving as commentators in any media, are not eligible to serve; (3) five slots would go to athletics directors from the ACC, Big Ten, Big 12, SEC and Pac-12; (4) each nominee for the committee must be approved by unanimous consent of the management committee; and (5) committee members would not be expected to attend games in person and the CFP would not reimburse expenses for those who do attend games.

CHRONOLOGY

October 16 – Membership of the first selection committee was announced at a news conference at the CFP headquarters in Irving, Texas. The 13 members were Barry Alvarez, athletics director, Wisconsin; Mike Gould, former superintendent, Air Force Academy; Pat Haden, athletics director, Southern California; Tom Jernstedt, former NCAA executive vice president; Jeff Long (chair), vice chancellor and athletics director, Arkansas; Oliver Luck, athletics director, West Virginia; Archie Manning, former student-athlete, Mississippi; Tom Osborne, former athletics director and coach, Nebraska; Dan Radakovich, athletics director, Clemson; Condoleezza Rice, former provost, Stanford; Mike Tranchese, former commissioner, Big East conference; Steve Wieberg, former journalist, *USA Today*; Tyrone Willingham, former head coach, Stanford, Notre Dame and Washington.

November 10 – The board of managers authorized creation of the CFP Foundation.

November 11 – The selection committee met for the first time, at the Marriott Wardman Park in Washington, D.C. The members reviewed the proposed protocol and conducted an exercise on assigning teams to bowl sites.

December 16 – Arizona and Tampa Bay were named to host the national championship games in 2016 and 2017, respectively.

2014

January 6 – The CFP honored former Southeastern Conference commissioner Roy Kramer during pregame festivities at the final BCS national championship game in Pasadena.

January 13 – Applications for the first College Football Playoff random ticket drawing began being accepted. Fans could apply for tickets to attend the national championship game January 12, 2015.

April 30 – It was determined that the selection committee would compile rankings seven times during the season, including selection Sunday. The rankings were to be announced Tuesday evenings beginning October 28. Also, the committee's recusal policy and voting procedures were announced.

May 1 – The group formally launched its philanthropic initiative, Extra Yard for Teachers, to honor and support teachers nationally and in the communities that host the College Football Playoff National Championship.

May 1 – Ticket prices for the 2015 national championship game were adopted: club seating, \$650; general seating, \$450; student seating, \$200; standing-room-only, \$200.

COLLEGE FOOTBALL PLAYOFF

CHRONOLOGY

July 14 – The new College Football Playoff National Championship trophy was unveiled.

October 8-9 – The CFP conducted mock selection exercises with representatives of the media, and, two weeks later, with ESPN announcers, producers and directors. In later years, it would add exercises for other groups, such as athletics directors, representatives of bowls, conference offices and other partners.

October 28 – The selection committee convened at the Gaylord Hotel in Grapevine, Texas, and issued its first rankings.

December 7 – The selection committee selected Alabama, Oregon, Florida State and Ohio State to compete in the first College Football Playoff.

2015

January 1 – In the first CFP semifinals, Oregon defeated Florida State and Ohio State defeated Alabama.

January 6 – The management committee and Board of Managers unanimously agreed to defray costs for student-athletes' parents or guardians to travel to the site of the CFP National Championship.

January 12 – Ohio State defeated Oregon in the first CFP National Championship at AT&T Stadium in Arlington, Texas.

February 9 – Texas Tech athletics director Kirby Hocutt was named to the selection committee, replacing Oliver Luck, who had taken a position in the NCAA national office.

March 27 – Former Vanderbilt coach Bobby Johnson was named to the selection committee, replacing Archie Manning, who had stepped down.

May 20 – The Sports Business Journal named the College Football Playoff its "event of the year."

June 16 – Noting that the Army-Navy game would be played six days after the CFP selection day, the management committee unanimously agreed that, if the Army-Navy result may affect Army's or Navy's placement or seeding in a Playoff Semifinal game or one of the other bowls that the committee would fill, only the pairings that affect Army or Navy would be delayed so the committee can consider the result of the Army-Navy game.

July 16 – Britton Banowsky was named Executive Director of the CFP Foundation.

CHRONOLOGY

July 30 – In light of a new NCAA policy allowing it, the management committee and board of managers unanimously agreed to defray costs for student-athletes' parents or guardians to travel to the sites of the Playoff Semifinals in addition to the national championship game.

November 4 – The CFP selected Atlanta; Santa Clara, Calif.; and New Orleans to host the national championship games at the conclusion of the 2017, 2018 and 2019 regular seasons, respectively.

2016

January 11 – C. Max Nikias, president of the University of Southern California, was named chair of the board of managers.

January 21 – Jeff Bower, Lloyd Carr, Herb Deromedi and Rob Mullens were appointed to the selection committee.

January 28 – Kirby Hocutt was named chair of the selection committee.

July 28 – The management committee moved the Playoff Semifinals in years 5, 6, 11 and 12 of the CFP rotation to Saturdays. With the adjustment, all Playoff Semifinals through 2026 would be played on Saturdays or holidays.

2017

January 17 – Frank Beamer, Chris Howard and Gene Smith were appointed to the selection committee.

November 1 – The CFP chose South Florida, Indianapolis, Los Angeles and Houston to host the national championship games at the conclusion of the 2020, 2021, 2022 and 2023 regular seasons, respectively.

CHRONOLOGY

2018

January 17 – The management committee named Rob Mullens chair of the selection committee. Paola Boivin, Joe Castiglione, Ken Hatfield, Ronnie Lott, Todd Stansbury and Scott Stricklin were appointed to the committee.

July 17 – Andrea Williams became the CFP’s chief operating officer after Michael Kelly was named athletics director at the University of South Florida.

August 16 – The board of managers unanimously elected Mississippi State University President Mark Keenum as its chair.

2019

January 16 – Terry Mohajir, Ray Odierno and R. C. Slocum were appointed to the selection committee.

February 9 – The management committee appointed University of Iowa athletics director Gary Barta to the selection committee, replacing Gene Smith, who had stepped down.

April 25 – The CFP Foundation board supported the concept of a new initiative, “Go Teach,” to encourage student-athletes to enter the teaching field when they graduate from college.

2020

January 22 – The management committee named Gary Barta chairman of the selection committee. Tom Burman, Rick George and John Urschel were appointed to serve on the committee.

August 5 – The College Football Playoff Management Committee moved selection weekend from December 4-6 to December 18-20 after a number of conferences moved their championship games to December 12 and 18-19. In addition, the committee reduced bowl game travel for the Playoff Semifinals and national championship game to three days. The other New Year’s Six bowls adopted a similar schedule for the 2020-21 bowl season.

August 13 – CFP executive director Bill Hancock announced that one additional year had been added to the term of Paola Boivin’s service. Boivin was originally scheduled to rotate off the committee following the 2021 national championship game.

CHRONOLOGY

BOARD OF MANAGERS CHAIRS

(formerly BCS Presidential Oversight Committee, until March 2013)

March 2003-June 2009: **Dave Frohmayer**, University of Oregon

July 2009-July 2010: **Harvey Perlman**, University of Nebraska

September 2010-November 2011: **Graham Spanier**, Penn State University

November 2011-February 2013: **Charles Steger**, Virginia Tech University

March 2013-January 2016: **Harvey Perlman**, University of Nebraska

February 2016-August 2018: **Max Nikias**, University of Southern California

September 2018-present: **Mark Keenum**, Mississippi State University

BCS COORDINATORS*

1998-2000: **Roy Kramer**, Southeastern Conference

April 2000-April 2002: **John Swofford**, Atlantic Coast Conference

April 2002-April 2004: **Mike Tranghese**, Big East Conference








April 2004-January 2006: **Kevin Weiberg**, Big 12 Conference

January 2006-January 2008: **Mike Slive**, Southeastern Conference

January 2008-December 2009: **John Swofford**, Atlantic Coast Conference

*The coordinator's position was discontinued when Bill Hancock was named executive director in December 2009.

FUTURE SCHEDULE

	2020-21	2021-22	2022-23	2023-24	2024-25	2025-26
	DEC. 30	DEC. 31	JAN. 2	JAN. 1	DEC. 28	DEC. 27
	JAN. 2	JAN. 1	DEC. 31	DEC. 30	DEC. 30	DEC. 27
	JAN. 1	DEC. 30	DEC. 31	DEC. 29	DEC. 28	DEC. 27
	JAN. 2	DEC. 31	DEC. 30	DEC. 30	DEC. 28	DEC. 30
	JAN. 1	JAN. 1	JAN. 2	JAN. 1	JAN. 1	JAN. 1
	JAN. 1	JAN. 1	JAN. 2	JAN. 1	JAN. 1	JAN. 1
	JAN. 11 MIAMI	JAN. 10 INDIANAPOLIS	JAN. 9 LOS ANGELES	JAN. 8 HOUSTON	JAN. 6 TBD	JAN. 5 TBD

COLLEGE FOOTBALL PLAYOFF

STAFF



BILL HANCOCK

Executive Director

Bill Hancock has achieved a unique trifecta at the highest echelon of intercollegiate athletics. He was the first full-time director of the NCAA Final Four, the first executive director of the Bowl Championship Series (BCS) and the first executive director of the College Football Playoff.

Using experiences gained during his remarkable five-decade career, Hancock led the conference commissioners and university presidents in creating the CFP. Then he directed a talented staff in launching the event from scratch. The playoff is a phenomenal success; in its first year, it was named Sports Event of the Year by Sports Business Journal.

Hancock's five-decade career began in 1971 when he became assistant sports information director at the University of Oklahoma. He spent 16 years with the NCAA Division I Men's Basketball Championship, 13 years as its director. In 2005, he was appointed administrator of the BCS. He became executive director in 2009 and was named to the same role for the College Football Playoff when it was created in 2012. Hancock has served on the United States Olympic Committee staff at 13 Olympic Games and two Pan American Games.

He has been inducted into the halls of fame of the state of Oklahoma, College Sports Information Directors and the All College Basketball Classic. A former newspaper editor, Bill has written two books. His memoir about the cross-country bicycle journey he undertook in the aftermath of his son's death, *Riding With the Blue Moth*, was among the top sports books after its release in October 2005. It was re-issued in 2015. His second book, *This One Day in Hobart*, is a history of his home town. He is married to his high school sweetheart, the former Nicki Perry.

COLLEGE FOOTBALL PLAYOFF

STAFF



COLLEGE FOOTBALL PLAYOFF

545 East John Carpenter Freeway, Suite 1025 • Irving, TX 75062

E: media@collegefootballplayoff.com

T: 469-262-5200 • F: 469-248-8439

DANIELLE BARTELSTEIN

Director of Team Operations

MICHAEL BOS

Director of Ticket Operations

KATIE CAVENDER

Assistant Director of Communications

BRETT DANIELS

Senior Director of Communications and Branding

CLAUDIA DORSEY

**Assistant Director of Business
and Ticket Operations**

ALLISON DOUGHTY

Director of Events and Hospitality Services

TIM FRICK

Controller

WES GENTRY

Director of Administration and Technology

BEN HABERN

**Assistant Director,
Marketing and Strategic Partnerships**

RYAN ALLEN HALL

Director of Public Events

BILL HANCOCK

Executive Director

MORGAN JONES

Patron Experience Coordinator

DAVE MARMION

Chief Financial Officer

HOLLY STALCUP

Director of Stadium and Game Operations

RIJO WALKER

Team Operations Coordinator

ALFRED WHITE

**Senior Director of Marketing and
Strategic Partnerships**

ANDREA WILLIAMS

Chief Operating Officer

**SELECTION
COMMITTEE**

SELECTION COMMITTEE

CHAIR

As chosen by the Management Committee, Gary Barta, Director of Athletics at the University of Iowa, serves as the Selection Committee Chair.

MEMBERS

The group is composed of some of college football's most decorated ambassadors, including highly esteemed university administrators, former coaches, former student-athletes and sitting directors of athletics.

The current group of selection committee members has 10 former college football players, one member of the College Football Hall of Fame and five members with head coaching experience at FBS institutions. Collectively, the group has achieved 22 degrees of higher learning, including 10 master's degrees and one doctorate.

The members of the selection committee are:

- **Gary Barta** – director of athletics, *University of Iowa, Chair*
- **Paola Boivin** – professor, *Arizona State University*
- **Tom Burman** – director of athletics, *University of Wyoming*
- **Joe Castiglione** – director of athletics, *University of Oklahoma*
- **Rick George** – director of athletics, *University of Colorado*
- **Ken Hatfield** – former head coach of three FBS institutions
- **Ronnie Lott** – former All-American, *University of Southern California*
- **Terry Mohajir** – director of athletics, *Arkansas State University*
- **Ray Odierno** – former Chief of Staff, *United States Army*
- **R.C. Slocum** – former head coach, *Texas A&M University*
- **Todd Stansbury** – director of athletics, *Georgia Institute of Technology*
- **Scott Stricklin** – director of athletics, *University of Florida*
- **John Urschel** – former All-American, *Penn State University*

SELECTION COMMITTEE PROTOCOL



HOW TO SELECT THE FOUR BEST TEAMS TO COMPETE FOR THE COLLEGE FOOTBALL PLAYOFF NATIONAL CHAMPIONSHIP

(Adopted unanimously by the BCS Group June 20, 2012)

Ranking football teams is an art, not a science. Football is popular in some measure because the outcome of a game between reasonably matched teams is so often decided by emotional commitment, momentum, injuries and the “unexpected bounce of the ball.” In any ranking system, perfection or consensus is not possible and the physical impact of the game on student athletes prevents elaborate playoff systems of multiple games. For purposes of any four team playoff, the process will inevitably need to select the four best teams from among several with legitimate claims to participate.

PROPOSED SELECTION PROCESS

Establish a committee that will be instructed to place an emphasis on winning conference championships, strength of schedule and head-to-head competition when comparing teams with similar records and pedigree (treat final determination like a tie-breaker; apply specific guidelines).

The criteria to be provided to the selection committee must be aligned with the ideals of the commissioners, Presidents, athletic directors and coaches to honor regular season success while at the same time providing enough flexibility and discretion to select a non-champion or independent under circumstances where that particular non-champion or independent is unequivocally one of the four best teams in the country.

COLLEGE FOOTBALL PLAYOFF

SELECTION COMMITTEE PROTOCOL

When circumstances at the margins indicate that teams are comparable, then the following criteria must be considered:

- Championships won
- Strength of schedule
- Head-to-head competition (if it occurred)
- Comparative outcomes of common opponents (without incurring margin of victory)

We believe that a committee of experts properly instructed (based on beliefs that the regular season is unique and must be preserved; and that championships won on the field and strength of schedule are important values that must be incorporated into the selection process) has very strong support throughout the college football community.

Under the current construct, polls (although well-intended) have not expressed these values; particularly at the margins where teams that have won head-to-head competition and championships are sometimes ranked behind non-champions and teams that have lost in head-to-head competition. Nuanced mathematical formulas ignore some teams who “deserve” to be selected.

As we expand from two teams to four teams, we want to establish a human selection committee that: (1) will be provided a clear set of guidelines; (2) will be expected to take the facts of each case and specifically apply the guidelines; and (3) will be led by a Chairperson who will be expected to explain publicly the committee’s decisions.

Some of the guidelines and protocols expected to be established to guide the committee would include, but not be limited to, the following:

- While it is understood that committee members will take into consideration all kinds of data including polls, committee members will be required to discredit polls wherein initial rankings are established before competition has occurred;
- Any polls that are taken into consideration by the selection committee must be completely open and transparent to the public;
- Strength of schedule, head-to-head competition and championships won must be specifically applied as tie-breakers between teams that look similar;
- Committee members associated with any team under consideration during the selection process will be required to recuse themselves from any deliberations associated with that team;

We would expect this same set of principles to be applied, particularly at the margins (teams 10-11-12).

SELECTION COMMITTEE PROTOCOL

SELECTION COMMITTEE PROTOCOL

1. Mission. The committee's task will be to select the best teams, rank the teams for inclusion in the playoff and selected other bowl games and then assign the teams to sites.

2. Principles. The committee will select the teams using a process that distinguishes among otherwise comparable teams by considering:

- Conference championships won,
- Strength of schedule,
- Head-to-head competition,
- Comparative outcomes of common opponents (without incenting margin of victory), and,
- Other relevant factors such as key injuries that may have affected a team's performance during the season or likely will affect its postseason performance.

3. Voting Process. The voting process generally will include seven rounds of ballots through which the committee members first will select a small pool of teams to be evaluated, then will rank those teams, with the top-ranked teams being placed in the rankings in groups of three or four. Individual committee members' rankings will be compiled into a composite ranking. Each committee member will independently evaluate an immense amount of information during the process. This evaluation will lead to individual qualitative and quantitative opinions that will inform each member's votes.

4. Number of Teams to Be Ranked.

The committee will rank 25 teams. If no champion of a non-contract conference is among that group on Selection Day, then the committee will compare the five conference champions against each other. The highest ranked of those five teams will be the representative.

5. Meeting Schedule. The committee will meet in person weekly beginning generally at mid-season to produce interim rankings before selection weekend.

The dates for the fall of 2020 are as follows:

- Monday and Tuesday, November 23-24
- Monday, November 30 and Tuesday, December 1
- Monday and Tuesday, December 7-8
- Monday and Tuesday, December 14-15
- Friday-Sunday, December 18-20

6. Point Persons for Gathering

Information. The committee has assigned two members to be the "point persons" to gather material about the teams in each conference and the independent teams. The process will assure that the committee fully reviews each team and that no information is overlooked.

The point persons will ensure that (1) the committee has complete, detailed information about each team, and (2) the conferences and independent institutions have an effective and efficient channel for providing facts to the committee.

SELECTION COMMITTEE PROTOCOL

The committee wishes to be clear about the role of the point persons. They are not and will not be advocates for teams in any conference or for any independent institution. They will not speak on behalf of any conference or institution during the committee's deliberations or represent any conference's or independent institution's interests during those deliberations. Their function is to gather information and ensure that it is available to the committee. Their role as a liaison to a particular conference or independent institution is purely for the purpose of objective fact-gathering.

The point persons will communicate with conference staff members on three information-gathering teleconferences during the regular season: one before the first ranking, one before the fourth ranking and one the week before selection day. Outside of these teleconferences, there will be no contact between the point persons and any conference staff member, or vice-versa, but the conference may relay information to the committee through the CFP staff.

Following are the proposed point persons for the 2020 season:

American: Todd Stansbury and Terry Mohajir

Atlantic Coast: Scott Stricklin and John Urschel

Big 12: Paola Boivin and R.C. Slocum

Big Ten: Ray Odierno and Paola Boivin

Conference USA: Ken Hatfield and Rick George

Mid-American: John Urschel and Joe Castiglione

Mountain West: R.C. Slocum and Rick George

Pac-12: Terry Mohajir and Tom Burman

Southeastern: Joe Castiglione and Ronnie Lott

Sun Belt: Ray Odierno and Tom Burman

Independents: Ronnie Lott and Ken Hatfield

7. Metrics. There will not be one single metric to assist the committee. Rather, the committee will consider a wide variety of data and information.

8. Participants. There shall be no limit on the number of teams that may participate from one conference in the playoff semifinals and the associated bowl games.

9. Pairings for Playoff Semifinals.

- A. The team ranked No. 1 by the selection committee will play team No. 4 in the semifinals. Team No. 2 will meet team No. 3.
- B. When assigning teams to sites, the committee will place the top two seeds at the most advantageous sites, weighing criteria such as convenience of travel for its fans, home-crowd advantage or disadvantage and general familiarity with the host city and its stadium. Preference will go to the No. 1 seed.

10. Pairings for Selected Other Bowl Games.

- A. All displaced conference champions and the highest-ranked champion from a non-contract conference, as ranked by the committee, will participate in selected other bowl games and will be assigned to those games by the committee. If berths in the selected other bowl games remain available after those teams have been identified, the highest-ranked other teams, as ranked by the committee, will fill those berths in rank order.

SELECTION COMMITTEE PROTOCOL

(Note: A “displaced conference champion” is a champion of a contract conference that does not qualify for the playoff in a year when its contract bowl hosts a semifinal game.)

- B. The committee shall create the best matchups in these bowl games in light of the following considerations. None of these considerations shall affect the ranking of teams. Also, none of these considerations will be controlling in determining the assignment of teams to available bowl games.
- The committee will use geography as a consideration in the pairing of teams and assigning them to available bowl games.
 - The committee will attempt to avoid regular-season rematches when assigning teams to bowls.
 - To benefit fans and student-athletes, the committee will attempt to avoid assigning a team, or conference, or the highest-ranked champion of a non-contract conference, to the same bowl game repeatedly.
 - The committee will consider regular-season head-to-head results when assigning teams to bowls.
 - The committee will consider conference championships when assigning teams to bowls.
- C. When not hosting semifinals, the Orange, Rose and Sugar bowls (the “contract bowls”) will make their own pairings outside the CFP arrangement. Generally, they will take the champion of their contracted conference; if that champion qualifies for the playoff, the bowl will then choose a replacement from that conference.

Orange Bowl: ACC vs. SEC, Big Ten or Notre Dame*

Rose Bowl: Big Ten vs. Pac-12

Sugar Bowl: SEC vs. Big 12

- In non-semifinal years, the following will inform the Orange Bowl’s selection of the opponent for the ACC Champion or next highest ranked ACC team not in the playoff:
- After the Sugar Bowl and Rose Bowl have chosen, the highest ranked available non-playoff, non-champion of the SEC or Big Ten or Notre Dame.
- Over the eight years, a minimum of three SEC and three Big Ten appearances must occur, and a maximum of two Notre Dame appearances can occur.

11. Army-Navy Policy. If the committee believes the result of the Army-Navy game could affect Army’s or Navy’s ranking and therefore its place in the playoff or its selection as the group of five representative, only the pairings that affect Army or Navy would be delayed until after the Army-Navy game. In such case, the committee would convene by teleconference as soon as practicable after conclusion of the game and would announce its revised rankings that Saturday night.

12. Selection Sequence.

- Selection committee will rank teams 1-25.
- Selection committee will place teams in the playoff semifinals bowls.
- Contract bowls will fill their berths in accordance with their contracts.
- Selection committee will assign teams to remainder of the Cotton, Fiesta and Peach Bowl berths.

SELECTION COMMITTEE PROTOCOL

13. Recusal Policy. If a committee member or an immediate family member (e.g., spouse, sibling or child) (a) is compensated by a school, (b) provides professional services for a school or (c) is on the coaching staff or administrative staff at a school or is a football student-athlete at a school, that member will be recused. Such compensation shall include not only direct employment, but also current paid consulting arrangements, deferred compensation (e.g., contract payments continuing after employment has ended) or other benefits. The committee will have the option to add other recusals if special circumstances arise.

A recused member shall not participate in any votes involving the team from which the individual is recused.

A recused member is permitted to answer only factual questions about the institution from which the member is recused, but shall not be present during any deliberations regarding that team's selection or seeding.

Recused members shall not participate in discussions regarding the placement of the recused team into a bowl game.

Following are the recusals for the 2020 season:

TEAM	COMMITTEE MEMBER
Arizona State	Paola Boivin R.C. Slocum
Arkansas State	Terry Mohajir
Colorado	Rick George
Florida	Scott Stricklin
Georgia Tech	Todd Stansbury
Iowa	Gary Barta
North Carolina State	Ray Odierno
Oklahoma	Joe Castiglione
Texas A&M	R.C. Slocum
Wyoming	Tom Burman

14. Terms. Members shall serve three-year terms. Members will not be eligible for reappointment, but a member's term may be extended by one year if the member would serve as chair in what otherwise would be his/her final year. Further, a member appointed to serve an unexpired term may be appointed to serve a full three years.

TERMS EXPIRE FEBRUARY 2021

Joe Castiglione
Ken Hatfield
Ronnie Lott
Todd Stansbury
Scott Stricklin

TERMS EXPIRE IN FEBRUARY 2022

Gary Barta
Paola Boivin
Terry Mohajir
Ray Odierno
R.C. Slocum

TERMS EXPIRE IN FEBRUARY 2023

Tom Burman
Rick George
John Urschel

15. Selection Committee Chair. The Management Committee selects the chair of the committee.

SELECTION COMMITTEE PROTOCOL

VOTING PROCESS

Step 1: Each committee member will create a list of the 30 teams he or she believes to be the best in the country, in no particular order. Teams listed by three or more members will remain under consideration. At the conclusion of any round, other teams can be added to the group of teams under consideration by a vote of three or more members.

Step 2: Each member will list the best six teams, in no particular order. The six teams receiving the most votes will comprise the pool for the first ranking step. This is known as the “listing step.”

Step 3: In the “ranking step”, each member will rank the six teams from the listing step, one through six, with one being the best. The best team in each member’s ranking will receive one point; second-best, two points, etc. The members’ rankings will be added together and the three teams receiving the fewest points will become the top three seeds. The three teams that were not seeded will be held over for the next ranking step.

Step 4: In the next listing step, each member will list the six best remaining teams, in no particular order. The three teams receiving the most votes will be added to the three teams held over to comprise the next ranking step.

Step 5: Steps No. 3 and 4 will be repeated until 25 teams have been seeded. There will be seven rounds of voting; each round will consist of a “listing step” and a “ranking step.”

Notes:

A. Any “recused” member can participate in Step No. 1 but cannot list the team for which he or she is recused. “Recused” teams (i.e., teams for whom a member has been recused) receiving at least two votes in Step No. 1 will remain under consideration.

B. A recused member can participate in Step No. 2 but cannot list the recused team. If a recused team is within one vote of advancing to the pool for the next ranking step, that team will be pooled with the team (or teams) receiving the fewest votes. If necessary, a “tie-breaker” ranking vote will be conducted among those teams to identify the team or teams that would be added to the pool.

C. A recused member cannot participate in Step No. 3 if the recused team is in the pool.

D. Between each step, the committee members will conduct a thorough evaluation of the teams before conducting the vote.

E. After each round is completed, any group of three or more teams can be reconsidered if more than three members vote to do so. Step No. 3 would be repeated to determine if adjustments should be made.

F. After the first nine teams are seeded, the number of teams listed in Step No. 2 will be increased to eight, and the number of teams seeded and held in Steps No. 3 and 4 will be increased to four.

G. At any time in the process, the number of teams to be included in a pool may be increased or decreased with approval of more than eight members of the committee.

H. After any round of voting, a team or teams may be added to the initial pool by an affirmative vote of three or more committee members.

I. All votes will be by secret ballot.

FAQs

What is the mission of the College Football Playoff Selection Committee?

The selection committee's task is to select the 25 best teams in college football, rank the teams for inclusion in the playoff and selected other bowl games, and then assign the teams to bowl sites.

What is the voting procedure?

The selection committee first ranks teams Nos. 1, 2 and 3, and continues until all 25 are ranked. After debate and discussion, the selection committee identifies small groups of teams and then evaluates those teams against each other in a detailed and deliberative manner. The selection committee members engage in seven rounds of rankings to create the top 25.

What criteria does the selection committee use to rank the teams?

The selection committee ranks the teams based on the members' evaluation of the teams' performance on the field, using conference championships won, strength of schedule, head-to-head results and comparison of results against common opponents to decide among teams that are comparable. The selection committee is comprised of experts in college football, and they use their expertise in the deliberations.

Selection committee members examine statistical data, and they also review a significant amount of game video. The CFP retains SportSource Analytics to provide the statistical information for the committee's use. This platform allows the selection committee members to compare teams on every possible level. Each member evaluates the data at hand, and then the individuals produce a group decision through the seven rounds of voting.

What are the mechanics of the rankings?

Each round includes a "listing step" and a "ranking step." In the listing step, selection committee members first select a pool of teams to be considered. Teams receiving the most votes then advance to the ranking step, in which each member ranks the teams. Those individual rankings are then compiled into a composite. Teams No. 1, 2 and 3 are ranked in the first round. Teams 4, 5 and 6, in the second round. Teams 7, 8 and 8, in the third round. Then, the committee switches to ranking four teams each in rounds four, five, six and seven. Each committee member independently evaluates the data, and the group engages in thorough discussion during each step and each round. This evaluation brings about individual qualitative and quantitative opinions that inform each member's vote.

Are the committee's deliberations made public?

The selection committee's process and procedures are available on collegefootballplayoff.com. The intent is to achieve maximum disclosure, while also allowing the selection committee members to deliberate among themselves in a thoughtful and effective manner and with the appropriate candor. Also, the selection committee conducts "mock" exercises to allow reporters and others to become familiar with all the details of the process.

FAQs

How many teams does the selection committee rank?

The selection committee ranks 25 teams each week.

Does the selection committee publicize its rankings throughout the season?

Yes, after each meeting. The selection committee members meet weekly, in person, on Mondays and Tuesdays to produce rankings. The selection committee then meets again on selection weekend to conduct a final evaluation and determine the final rankings and pairings for the Playoff Semifinals and New Year's Six bowls.

When does selection weekend happen?

In 2020, selection weekend will take place Friday-Sunday, December 18-20.

Why are there 13 members of the selection committee?

The number was chosen to allow for a diversity of viewpoints, geographical representation, and active discussion. Experience shows this is the right size — not too small or too large.

What criteria were used to choose members of the selection committee?

The top criteria are knowledge and integrity. There are five categories of members: people with experience as (1) coaches, (2) student-athletes, (3) administrators, (4) journalists and also (5) sitting directors of athletics. The Management Committee gives careful consideration to the standards for membership and to identifying high-integrity individuals who meet the criteria. Among the other valued attributes are football expertise, objectivity, ability to carefully evaluate and discern information, and experience in making decisions under scrutiny. Members are asked to commit significant time to the endeavor.

Why are athletics directors on the selection committee?

The directors of athletics (ADs) have some of the best knowledge of college football, and the selection committee is much stronger with their participation. Many ADs have careers spanning across Division I football and at more than one conference. The goal is to make the selection committee the best and most knowledgeable it can be, which is why ADs are included. Like all selection committee members, ADs act in the best interest of the game, and they are recused from voting and discussing their schools.

Is there a recusal policy in place for selection committee members?

Yes. Selection committee members are recused from participating in votes involving a school's team if they or an immediate family member receives compensation from the school or has a professional relationship with that school. The selection committee has the option to add other recusals if special circumstances arise.

What are the terms of the recusal policy?

A recused member shall not participate in any votes, nor be present during deliberations involving the team's selection or seeding, but may answer factual questions about the institution from which the member is recused. The recusal policy is virtually identical to the NCAA men's basketball committee policy.

FAQs

How long are the selection committee members' terms? Can selection committee members serve more than one term?

Each member serves one three-year term. Terms of the first group of selection committee members were staggered to allow for an eventual rotation. A member selected to fill a partial term (e.g., replacing a member who must depart before finishing the term) may serve more than three years.

Can a selection committee member be removed? If so, by whom and for what reasons?

In the unlikely scenario in which a selection committee member is unable to meet the obligations that come with serving on the selection committee, the Management Committee would appoint a replacement.

Who appoints the chair of the selection committee?

The Management Committee appoints the selection committee chair.

Are the selection committee members compensated?

No, there is no compensation for selection committee members. Members are reimbursed for their expenses.

Do the selection committee members travel to games to watch in person?

The members are not expected to attend games in person. They are expected to watch live televised games and video replays of games extensively.

What is the role of the selection committee chair?

The chair of the selection committee leads the selection committee's deliberations and cultivates an environment for selection committee members to cooperatively evaluate teams and create rankings, with each member voicing individual opinions. The chair facilitates meetings, helps set the selection committee's agenda and shares spokesperson duties with the College Football Playoff Executive Director. The chair — and the selection committee members — are not involved in the administration of the playoff and the games. The selection committee's sole responsibility is ranking the teams and making the pairings.

What is the role of the College Football Playoff Executive Director and staff as it pertains to the selection committee operations? Is the executive director a voting member?

The executive director does not have a vote, and the staff's role is to provide support to the selection committee. The executive director and staff are responsible for the day-to-day business and administrative operations of the College Football Playoff itself, in keeping with the objectives established by the Board of Managers and Management Committee.

The selection committee is an independent body that operates according to the objectives established by the Board of Managers and Management Committee.

**SELECTION
COMMITTEE
RANKINGS**

RANKINGS SCHEDULE • SELECTION DAY



2020 RANKINGS SCHEDULE

The selection committee members will meet weekly, in person, on Mondays and Tuesdays to produce rankings. The selection committee will issue its 2020 rankings on the following dates:

- Tuesday, November 24
- Tuesday, December 1
- Tuesday, November 8
- Tuesday, December 15
- Sunday, December 20 (Selection Day)

SELECTION DAY

Selection Day will be Sunday, December 20. On this day, the semifinal matchups for the College Football Playoff will be announced.

COLLEGE FOOTBALL PLAYOFF

RANKINGS AT A GLANCE

NUMBER OF APPEARANCES IN THE SELECTION COMMITTEE RANKINGS
(Total number of rankings since 2014-15 season: 37)

TEAM	NO.	TEAM	NO.	TEAM	NO.
Clemson	37	Iowa	15	Miami	6
Ohio State	37	Northwestern	15	Georgia Tech	6
Alabama	37	Stanford	15	Colorado	6
Oklahoma	35	Memphis	15	Kentucky	6
LSU	33	West Virginia	14	Missouri	6
Utah	30	Mississippi	12	Tennessee	6
Notre Dame	27	UCF	12	Temple	6
Wisconsin	26	Navy	12	Western Michigan	6
Auburn	26	Louisville	11	Fresno State	5
Michigan	25	Virginia Tech	10	Appalachian State	5
Georgia	25	Minnesota	10	Duke	3
Penn State	24	Iowa State	10	Pittsburgh	3
Oklahoma State	24	UCLA	10	Virginia	3
Florida	23	Kansas State	9	Boston College	3
Mississippi State	22	Texas A&M	9	SMU	2
USC	21	North Carolina	8	Toledo	2
Michigan State	20	Nebraska	8	Utah State	2
Baylor	20	Arizona	8	Wake Forest	1
Boise State	20	Texas	7	South Carolina	1
Florida State	19	Arizona State	7	Arkansas	1
TCU	19	Cincinnati	7	East Carolina	1
Washington State	17	Houston	7	Marshall	1
Washington	17	Syracuse	6		
Oregon	17	NC State	6		

RANKINGS AT A GLANCE

TOP APPEARANCE IN THE SELECTION COMMITTEE RANKINGS

TEAM	HIGHEST RANKING	TEAM	HIGHEST RANKING	TEAM	HIGHEST RANKING
Clemson	1	Oklahoma State	6	Iowa State	15
Ohio State	1	Stanford	6	Western Michigan	15
Alabama	1	Arizona State	6	Missouri	16
LSU	1	Kansas State	7	Cincinnati	17
Georgia	1	Arizona	7	Tennessee	17
Mississippi State	1	Florida	8	Boston College	17
Oklahoma	2	USC	8	Houston	18
Auburn	2	Washington State	8	Boise State	19
Florida State	2	UCF	8	Wake Forest	19
Oregon	2	Minnesota	8	Appalachian State	20
Miami	2	UCLA	8	Fresno State	21
Notre Dame	3	Colorado	8	Duke	21
Michigan	3	West Virginia	9	Utah State	21
Michigan State	3	Kentucky	9	Temple	22
TCU	3	North Carolina	10	Pittsburgh	23
Wisconsin	4	Nebraska	10	Virginia	23
Penn State	4	Georgia Tech	11	East Carolina	23
Washington	4	Syracuse	12	Toledo	24
Iowa	4	Northwestern	13	South Carolina	24
Mississippi	4	Memphis	13	Marshall	24
Texas A&M	4	Virginia Tech	13	SMU	25
Utah	5	Texas	14	Arkansas	25
Baylor	5	NC State	14		
Louisville	5	Navy	15		

RANKINGS AT A GLANCE

MOST RECENT APPEARANCE IN THE SELECTION COMMITTEE RANKINGS

TEAM	MOST RECENT RANKING	TEAM	MOST RECENT RANKING
Alabama	December 8, 2019	Navy	December 8, 2019
Appalachian State	December 8, 2019	NC State	November 6, 2018
Arizona	October 31, 2017	Nebraska	November 22, 2016
Arizona State	December 7, 2014	North Carolina	December 3, 2017
Arkansas	November 8, 2016	Northwestern	December 2, 2018
Auburn	December 8, 2019	Notre Dame	December 8, 2019
Baylor	December 8, 2019	Ohio State	December 8, 2019
Boise State	December 8, 2019	Oklahoma	December 8, 2019
Boston College	November 13, 2018	Oklahoma State	December 8, 2019
Cincinnati	December 8, 2019	Oregon	December 8, 2019
Clemson	December 8, 2019	Penn State	December 8, 2019
Colorado	December 4, 2016	Pittsburgh	November 20, 2018
Duke	November 11, 2014	SMU	November 19, 2019
East Carolina	October 28, 2014	South Carolina	November 21, 2017
Florida	December 8, 2019	Southern California	December 8, 2019
Florida State	December 4, 2016	Stanford	December 3, 2017
Fresno State	December 2, 2018	Syracuse	December 2, 2018
Georgia	December 8, 2019	TCU	December 3, 2017
Georgia Tech	December 7, 2014	Temple	December 4, 2016
Houston	November 29, 2016	Tennessee	December 4, 2016
Iowa	December 8, 2019	Texas	November 12, 2019
Iowa State	November 26, 2019	Texas A&M	December 2, 2018
Kansas State	November 12, 2019	Toledo	November 24, 2015
Kentucky	December 2, 2018	UCF	December 2, 2018
Louisville	December 4, 2016	UCLA	November 24, 2015
LSU	December 8, 2019	Utah	December 8, 2019
Marshall	November 25, 2014	Utah State	November 20, 2018
Memphis	December 8, 2019	Virginia	December 8, 2019
Miami (FL)	December 3, 2017	Virginia Tech	November 26, 2019
Michigan	December 8, 2019	Western Michigan	December 4, 2016
Michigan State	November 6, 2018	Wake Forest	November 5, 2019
Minnesota	December 8, 2019	Washington	December 2, 2018
Mississippi	December 6, 2015	Washington State	December 2, 2018
Mississippi State	December 2, 2018	West Virginia	December 2, 2018
Missouri	December 2, 2018	Wisconsin	December 8, 2019

2019 CFP SELECTION COMMITTEE RANKINGS

TOP 10 SELECTION COMMITTEE RANKINGS AT A GLANCE: 2019

WEEK 10

RANK	TEAM	FINAL
1	Ohio State	2
2	LSU	1
3	Alabama	13
4	Penn State	10
5	Clemson	3
6	Georgia	5
7	Oregon	6
8	Utah	11
9	Oklahoma	4
10	Florida	9

WEEK 11

RANK	TEAM	FINAL
1	LSU	1
2	Ohio State	2
3	Clemson	3
4	Georgia	5
5	Alabama	13
6	Oregon	6
7	Utah	11
8	Penn State	10
9	Oklahoma	4
10	Minnesota	18

WEEK 12

RANK	TEAM	FINAL
1	Ohio State	2
2	LSU	1
3	Clemson	3
4	Georgia	5
5	Utah	11
6	Oklahoma	4
7	Baylor	7
8	Wisconsin	8
9	Florida	9
10	Penn State	10

WEEK 13

RANK	TEAM	FINAL
1	LSU	1
2	Ohio State	2
3	Clemson	3
4	Georgia	5
5	Alabama	13
6	Oregon	6
7	Utah	11
8	Minnesota	18
9	Penn State	10
10	Oklahoma	4

WEEK 14

RANK	TEAM	FINAL
1	Ohio State	2
2	LSU	1
3	Clemson	3
4	Georgia	5
5	Alabama	13
6	Utah	11
7	Oklahoma	4
8	Minnesota	18
9	Baylor	7
10	Penn State	10

SELECTION DAY

RANK	TEAM	FINAL
1	LSU	1
2	Ohio State	2
3	Clemson	3
4	Oklahoma	4
5	Georgia	5
6	Oregon	6
7	Baylor	7
8	Wisconsin	8
9	Florida	9
10	Penn State	10

2019 CFP SELECTION COMMITTEE RANKINGS

WEEK 10
(NOVEMBER 5, 2019)

RANK	TEAM	RECORD
1	Ohio State	8-0
2	LSU	8-0
3	Alabama	8-0
4	Penn State	8-0
5	Clemson	9-0
6	Georgia	7-1
7	Oregon	8-1
8	Utah	8-1
9	Oklahoma	7-1
10	Florida	7-2
11	Auburn	7-2
12	Baylor	8-0
13	Wisconsin	6-2
14	Michigan	7-2
15	Notre Dame	6-2
16	Kansas State	6-2
17	Minnesota	8-0
18	Iowa	6-2
19	Wake Forest	7-1
20	Cincinnati	7-1
21	Memphis	8-1
22	Boise State	7-1
23	Oklahoma State	6-3
24	Navy	7-1
25	SMU	8-1

WEEK 11
(NOVEMBER 12, 2019)

RANK	TEAM	RECORD
1	LSU	9-0
2	Ohio State	9-0
3	Clemson	10-0
4	Georgia	8-1
5	Alabama	8-1
6	Oregon	8-1
7	Utah	8-1
8	Minnesota	9-0
9	Penn State	8-1
10	Oklahoma	8-1
11	Florida	8-2
12	Auburn	7-2
13	Baylor	9-0
14	Wisconsin	7-2
15	Michigan	7-2
16	Notre Dame	7-2
17	Cincinnati	8-1
18	Memphis	8-1
19	Texas	6-3
20	Iowa	6-3
21	Boise State	8-1
22	Oklahoma State	6-3
23	Navy	7-1
24	Kansas State	6-3
25	Appalachian State	8-1

2019 CFP SELECTION COMMITTEE RANKINGS

WEEK 12
(NOVEMBER 19, 2019)

RANK	TEAM	RECORD
1	LSU	10-0
2	Ohio State	10-0
3	Clemson	11-0
4	Georgia	9-1
5	Alabama	9-1
6	Oregon	9-1
7	Utah	9-1
8	Penn State	9-1
9	Oklahoma	9-1
10	Minnesota	9-1
11	Florida	9-2
12	Wisconsin	8-2
13	Michigan	8-2
14	Baylor	9-1
15	Auburn	7-3
16	Notre Dame	8-2
17	Iowa	7-3
18	Memphis	9-1
19	Cincinnati	9-1
20	Boise State	9-1
21	Oklahoma State	7-3
22	Iowa State	6-4
23	Southern Cal	7-4
24	Appalachian State	9-1
25	SMU	9-1

WEEK 13
(NOVEMBER 26, 2019)

RANK	TEAM	RECORD
1	Ohio State	11-0
2	LSU	11-0
3	Clemson	11-0
4	Georgia	10-1
5	Alabama	10-1
6	Utah	10-1
7	Oklahoma	10-1
8	Minnesota	10-1
9	Baylor	10-1
10	Penn State	9-2
11	Florida	9-2
12	Wisconsin	9-2
13	Michigan	9-2
14	Oregon	9-2
15	Auburn	8-3
16	Notre Dame	9-2
17	Iowa	8-3
18	Memphis	10-1
19	Cincinnati	10-1
20	Boise State	10-1
21	Oklahoma State	8-3
22	Southern Cal	8-4
23	Iowa State	7-4
24	Virginia Tech	8-3
25	Appalachian State	10-1

2019 CFP SELECTION COMMITTEE RANKINGS

WEEK 14
(DECEMBER 3, 2019)

RANK	TEAM	RECORD
1	Ohio State	12-0
2	LSU	12-0
3	Clemson	12-0
4	Georgia	11-1
5	Utah	11-1
6	Oklahoma	11-1
7	Baylor	11-1
8	Wisconsin	10-2
9	Florida	10-2
10	Penn State	10-2
11	Auburn	9-3
12	Alabama	10-2
13	Oregon	10-2
14	Michigan	9-3
15	Notre Dame	10-2
16	Iowa	9-3
17	Memphis	11-1
18	Minnesota	10-2
19	Boise State	11-1
20	Cincinnati	10-2
21	Appalachian State	11-1
22	Southern Cal	8-4
23	Virginia	9-3
24	Navy	9-2
25	Oklahoma State	8-4

WEEK 15 - SELECTION DAY
(DECEMBER 8, 2019)

RANK	TEAM	RECORD
1	LSU	13-0
2	Ohio State	13-0
3	Clemson	13-0
4	Oklahoma	12-1
5	Georgia	11-2
6	Oregon	11-2
7	Baylor	11-2
8	Wisconsin	10-3
9	Florida	10-2
10	Penn State	10-2
11	Utah	11-2
12	Auburn	9-3
13	Alabama	10-2
14	Michigan	9-3
15	Notre Dame	10-2
16	Iowa	9-3
17	Memphis	12-1
18	Minnesota	10-2
19	Boise State	12-1
20	Appalachian State	12-1
21	Cincinnati	10-3
22	Southern Cal	8-4
23	Navy	9-2
24	Virginia	9-4
25	Oklahoma State	8-4

2018 CFP SELECTION COMMITTEE RANKINGS

TOP 10 SELECTION COMMITTEE RANKINGS AT A GLANCE: 2018

WEEK 9

RANK	TEAM	FINAL
1	Alabama	1
2	Clemson	2
3	LSU	11
4	Notre Dame	3
5	Michigan	7
6	Georgia	5
7	Oklahoma	4
8	Washington State	13
9	Kentucky	14
10	Ohio State	6

WEEK 11

RANK	TEAM	FINAL
1	Alabama	1
2	Clemson	2
3	Notre Dame	3
4	Michigan	7
5	Georgia	5
6	Oklahoma	4
7	LSU	11
8	Washington State	13
9	West Virginia	16
10	Ohio State	6

WEEK 13

RANK	TEAM	FINAL
1	Alabama	1
2	Clemson	2
3	Notre Dame	3
4	Georgia	5
5	Oklahoma	4
6	Ohio State	6
7	Michigan	7
8	UCF	8
9	Florida	10
10	LSU	11

WEEK 10

RANK	TEAM	FINAL
1	Alabama	1
2	Clemson	2
3	Notre Dame	3
4	Michigan	7
5	Georgia	5
6	Oklahoma	4
7	LSU	11
8	Washington State	13
9	West Virginia	16
10	Ohio State	6

WEEK 12

RANK	TEAM	FINAL
1	Alabama	1
2	Clemson	2
3	Notre Dame	3
4	Michigan	7
5	Georgia	5
6	Oklahoma	4
7	LSU	11
8	Washington State	13
9	UCF	8
10	Ohio State	6

SELECTION DAY

RANK	TEAM	FINAL
1	Alabama	1
2	Clemson	2
3	Notre Dame	3
4	Oklahoma	4
5	Georgia	5
6	Ohio State	6
7	Michigan	7
8	UCF	8
9	Washington	9
10	Florida	10

2018 CFP SELECTION COMMITTEE RANKINGS

WEEK 9
(OCTOBER 30, 2018)

RANK	TEAM	RECORD
1	Alabama	8-0
2	Clemson	8-0
3	LSU	7-1
4	Notre Dame	8-0
5	Michigan	7-1
6	Georgia	7-1
7	Oklahoma	7-1
8	Washington State	7-1
9	Kentucky	7-1
10	Ohio State	7-1
11	Florida	6-2
12	UCF	7-0
13	West Virginia	6-1
14	Penn State	6-2
15	Utah	6-2
16	Iowa	6-2
17	Texas	6-2
18	Mississippi State	5-3
19	Syracuse	6-2
20	Texas A&M	5-3
21	NC State	5-2
22	Boston College	6-2
23	Fresno State	7-1
24	Iowa State	4-3
25	Virginia	6-2

WEEK 10
(NOVEMBER 6, 2018)

RANK	TEAM	RECORD
1	Alabama	9-0
2	Clemson	9-0
3	Notre Dame	9-0
4	Michigan	8-1
5	Georgia	8-1
6	Oklahoma	8-1
7	LSU	7-2
8	Washington State	8-1
9	West Virginia	7-1
10	Ohio State	8-1
11	Kentucky	7-2
12	UCF	8-0
13	Syracuse	7-2
14	NC State	6-2
15	Florida	6-3
16	Mississippi State	6-3
17	Boston College	7-2
18	Michigan State	6-3
19	Texas	6-3
20	Penn State	6-3
21	Iowa	6-3
22	Iowa State	5-3
23	Fresno State	8-1
24	Auburn	6-3
25	Washington	7-3

2018 CFP SELECTION COMMITTEE RANKINGS

WEEK 11
(NOVEMBER 13, 2018)

RANK	TEAM	RECORD
1	Alabama	10-0
2	Clemson	10-0
3	Notre Dame	10-0
4	Michigan	9-1
5	Georgia	9-1
6	Oklahoma	9-1
7	LSU	8-2
8	Washington State	9-1
9	West Virginia	8-1
10	Ohio State	9-1
11	UCF	9-0
12	Syracuse	8-2
13	Florida	7-3
14	Penn State	7-3
15	Texas	7-3
16	Iowa State	6-3
17	Kentucky	7-3
18	Washington	7-3
19	Utah	7-3
20	Boston College	7-3
21	Mississippi State	6-4
22	Northwestern	6-4
23	Utah State	9-1
24	Cincinnati	9-1
25	Boise State	8-2

WEEK 12
(NOVEMBER 20, 2018)

RANK	TEAM	RECORD
1	Alabama	11-0
2	Clemson	11-0
3	Notre Dame	11-0
4	Michigan	10-1
5	Georgia	10-1
6	Oklahoma	10-1
7	LSU	9-2
8	Washington State	10-1
9	UCF	10-0
10	Ohio State	10-1
11	Florida	8-3
12	Penn State	8-3
13	West Virginia	8-2
14	Texas	8-3
15	Kentucky	8-3
16	Washington	8-3
17	Utah	8-3
18	Mississippi State	7-4
19	Northwestern	7-4
20	Syracuse	8-3
21	Utah State	10-1
22	Texas A&M	7-4
23	Boise State	9-2
24	Pitt	7-4
25	Iowa State	6-4

2018 CFP SELECTION COMMITTEE RANKINGS

WEEK 13
(NOVEMBER 27, 2018)

RANK	TEAM	RECORD
1	Alabama	12-0
2	Clemson	12-0
3	Notre Dame	12-0
4	Georgia	11-1
5	Oklahoma	11-1
6	Ohio State	11-1
7	Michigan	10-2
8	UCF	11-0
9	Florida	9-3
10	LSU	9-3
11	Washington	9-3
12	Penn State	9-3
13	Washington State	10-2
14	Texas	9-3
15	Kentucky	9-3
16	West Virginia	8-3
17	Utah	9-3
18	Mississippi State	8-4
19	Texas A&M	8-4
20	Syracuse	9-3
21	Northwestern	8-4
22	Boise State	10-2
23	Iowa State	7-4
24	Missouri	8-4
25	Fresno State	10-2

WEEK 14 - SELECTION DAY
(DECEMBER 2, 2018)

RANK	TEAM	RECORD
1	Alabama	13-0
2	Clemson	13-0
3	Notre Dame	12-0
4	Oklahoma	12-1
5	Georgia	11-2
6	Ohio State	12-1
7	Michigan	10-2
8	UCF	12-0
9	Washington	10-3
10	Florida	9-3
11	LSU	9-3
12	Penn State	9-3
13	Washington State	10-2
14	Kentucky	9-3
15	Texas	9-4
16	West Virginia	8-3
17	Utah	9-4
18	Mississippi State	8-4
19	Texas A&M	8-4
20	Syracuse	9-3
21	Fresno State	11-2
22	Northwestern	8-5
23	Missouri	8-4
24	Iowa State	8-4
25	Boise State	10-3

2017 CFP SELECTION COMMITTEE RANKINGS

TOP 10 SELECTION COMMITTEE RANKINGS AT A GLANCE: 2017

WEEK 9

RANK	TEAM	FINAL
1	Georgia	3
2	Alabama	4
3	Notre Dame	14
4	Clemson	1
5	Oklahoma	2
6	Ohio State	5
7	Penn State	9
8	TCU	15
9	Wisconsin	16
10	Miami	10

WEEK 11

RANK	TEAM	FINAL
1	Alabama	4
2	Clemson	1
3	Miami	10
4	Oklahoma	2
5	Wisconsin	6
6	Auburn	7
7	Georgia	3
8	Notre Dame	14
9	Ohio State	5
10	Penn State	9

WEEK 13

RANK	TEAM	FINAL
1	Clemson	1
2	Auburn	7
3	Oklahoma	2
4	Wisconsin	6
5	Alabama	4
6	Georgia	3
7	Miami	10
8	Ohio State	5
9	Penn State	9
10	Southern California	8

WEEK 10

RANK	TEAM	FINAL
1	Georgia	3
2	Alabama	4
3	Notre Dame	14
4	Clemson	1
5	Oklahoma	2
6	TCU	15
7	Miami	10
8	Wisconsin	6
9	Washington	11
10	Auburn	7

WEEK 12

RANK	TEAM	FINAL
1	Alabama	4
2	Miami	10
3	Clemson	1
4	Oklahoma	2
5	Wisconsin	6
6	Auburn	7
7	Georgia	3
8	Notre Dame	14
9	Ohio State	5
10	Penn State	9

SELECTION DAY

RANK	TEAM	FINAL
1	Clemson	1
2	Oklahoma	2
3	Georgia	3
4	Alabama	4
5	Ohio State	5
6	Wisconsin	6
7	Auburn	7
8	Southern California	8
9	Penn State	9
10	Miami	10

2017 CFP SELECTION COMMITTEE RANKINGS

WEEK 9
(OCTOBER 31, 2017)

RANK	TEAM	RECORD
1	Georgia	8-0
2	Alabama	8-0
3	Notre Dame	7-1
4	Clemson	7-1
5	Oklahoma	7-1
6	Ohio State	7-1
7	Penn State	7-1
8	TCU	7-1
9	Wisconsin	8-0
10	Miami	7-0
11	Oklahoma State	7-1
12	Washington	7-1
13	Virginia Tech	7-1
14	Auburn	6-2
15	Iowa State	6-2
16	Mississippi State	6-2
17	Southern California	7-2
18	UCF	7-0
19	LSU	6-2
20	NC State	6-2
21	Stanford	6-2
22	Arizona	6-2
23	Memphis	7-1
24	Michigan State	6-2
25	Washington State	7-2

WEEK 10
(NOVEMBER 7, 2017)

RANK	TEAM	RECORD
1	Georgia	9-0
2	Alabama	9-0
3	Notre Dame	8-1
4	Clemson	8-1
5	Oklahoma	8-1
6	TCU	8-1
7	Miami	8-0
8	Wisconsin	9-0
9	Washington	8-1
10	Auburn	7-2
11	Southern California	8-2
12	Michigan State	7-2
13	Ohio State	7-2
14	Penn State	7-2
15	Oklahoma State	7-2
16	Mississippi State	7-2
17	Virginia Tech	7-2
18	UCF	8-0
19	Washington State	8-2
20	Iowa	6-3
21	Iowa State	6-3
22	Memphis	8-1
23	NC State	6-3
24	LSU	6-3
25	Northwestern	6-3

2017 CFP SELECTION COMMITTEE RANKINGS

WEEK 11
(NOVEMBER 14, 2017)

RANK	TEAM	RECORD
1	Alabama	10-0
2	Clemson	9-1
3	Miami	9-0
4	Oklahoma	9-1
5	Wisconsin	10-0
6	Auburn	8-2
7	Georgia	9-1
8	Notre Dame	8-2
9	Ohio State	8-2
10	Penn State	8-2
11	Southern California	9-2
12	TCU	8-2
13	Oklahoma State	8-2
14	Washington State	9-2
15	UCF	9-0
16	Mississippi State	7-3
17	Michigan State	7-3
18	Washington	8-2
19	NC State	7-3
20	LSU	7-3
21	Memphis	8-1
22	Stanford	7-3
23	Northwestern	7-3
24	Michigan	8-2
25	Boise State	8-2

WEEK 12
(NOVEMBER 21, 2017)

RANK	TEAM	RECORD
1	Alabama	11-0
2	Miami	10-0
3	Clemson	10-1
4	Oklahoma	10-1
5	Wisconsin	11-0
6	Auburn	9-2
7	Georgia	10-1
8	Notre Dame	9-2
9	Ohio State	9-2
10	Penn State	9-2
11	Southern California	10-2
12	TCU	9-2
13	Washington State	9-2
14	Mississippi State	8-3
15	UCF	10-0
16	Michigan State	8-3
17	Washington	9-2
18	LSU	8-3
19	Oklahoma State	8-3
20	Memphis	9-1
21	Stanford	8-3
22	Northwestern	8-3
23	Boise State	9-2
24	South Carolina	8-3
25	Virginia Tech	8-3

2017 CFP SELECTION COMMITTEE RANKINGS

WEEK 13
(NOVEMBER 28, 2017)

RANK	TEAM	RECORD
1	Clemson	11-1
2	Auburn	10-2
3	Oklahoma	11-1
4	Wisconsin	12-0
5	Alabama	11-1
6	Georgia	11-1
7	Miami	10-1
8	Ohio State	10-2
9	Penn State	10-2
10	Southern California	10-2
11	TCU	10-2
12	Stanford	9-3
13	Washington	10-2
14	UCF	11-0
15	Notre Dame	9-3
16	Michigan State	9-3
17	LSU	9-3
18	Washington State	9-3
19	Oklahoma State	9-3
20	Memphis	10-1
21	Northwestern	9-3
22	Virginia Tech	9-3
23	Mississippi State	8-4
24	NC State	8-4
25	Fresno State	9-3

WEEK 14 - SELECTION DAY
(DECEMBER 3, 2017)

RANK	TEAM	RECORD
1	Clemson	12-1
2	Oklahoma	12-1
3	Georgia	12-1
4	Alabama	11-1
5	Ohio State	11-2
6	Wisconsin	12-1
7	Auburn	10-3
8	Southern California	11-2
9	Penn State	10-2
10	Miami	10-2
11	Washington	10-2
12	UCF	12-0
13	Stanford	9-4
14	Notre Dame	9-3
15	TCU	10-3
16	Michigan State	9-3
17	LSU	9-3
18	Washington State	9-3
19	Oklahoma State	9-3
20	Memphis	10-2
21	Northwestern	9-3
22	Virginia Tech	9-3
23	Mississippi State	8-4
24	NC State	8-4
25	Boise State	10-3

2016 CFP SELECTION COMMITTEE RANKINGS

TOP 10 SELECTION COMMITTEE RANKINGS AT A GLANCE: 2016

WEEK 9

RANK	TEAM	FINAL
1	Alabama	1
2	Clemson	2
3	Michigan	6
4	Texas A&M	NR
5	Washington	4
6	Ohio State	3
7	Louisville	13
8	Wisconsin	8
9	Auburn	14
10	Nebraska	NR

WEEK 11

RANK	TEAM	FINAL
1	Alabama	1
2	Ohio State	3
3	Michigan	6
4	Clemson	2
5	Louisville	13
6	Washington	4
7	Wisconsin	8
8	Penn State	5
9	Oklahoma	7
10	Colorado	10

WEEK 13

RANK	TEAM	FINAL
1	Alabama	1
2	Ohio State	3
3	Clemson	2
4	Washington	4
5	Michigan	6
6	Wisconsin	8
7	Penn State	5
8	Colorado	10
9	Oklahoma	7
10	Oklahoma State	12

WEEK 10

RANK	TEAM	FINAL
1	Alabama	1
2	Clemson	2
3	Michigan	6
4	Washington	4
5	Ohio State	3
6	Louisville	13
7	Wisconsin	8
8	Texas A&M	NR
9	Auburn	14
10	Penn State	5

WEEK 12

RANK	TEAM	FINAL
1	Alabama	1
2	Ohio State	3
3	Michigan	6
4	Clemson	2
5	Washington	4
6	Wisconsin	8
7	Penn State	5
8	Oklahoma	7
9	Colorado	10
10	Oklahoma State	12

SELECTION DAY

RANK	TEAM	FINAL
1	Alabama	1
2	Clemson	2
3	Ohio State	3
4	Washington	4
5	Penn State	5
6	Michigan	6
7	Oklahoma	7
8	Wisconsin	8
9	Southern California	9
10	Colorado	10

2016 CFP SELECTION COMMITTEE RANKINGS

WEEK 9
(NOVEMBER 1, 2016)

RANK	TEAM	RECORD
1	Alabama	8-0
2	Clemson	8-0
3	Michigan	8-0
4	Texas A&M	7-1
5	Washington	8-0
6	Ohio State	7-1
7	Louisville	7-1
8	Wisconsin	6-2
9	Auburn	6-2
10	Nebraska	7-1
11	Florida	6-1
12	Penn State	6-2
13	LSU	5-2
14	Oklahoma	6-2
15	Colorado	6-2
16	Utah	7-2
17	Baylor	6-1
18	Oklahoma State	6-2
19	Virginia Tech	6-2
20	West Virginia	6-1
21	North Carolina	6-2
22	Florida State	5-3
23	Western Michigan	8-0
24	Boise State	7-1
25	Washington State	6-2

WEEK 10
(NOVEMBER 8, 2016)

RANK	TEAM	RECORD
1	Alabama	9-0
2	Clemson	9-0
3	Michigan	9-0
4	Washington	9-0
5	Ohio State	8-1
6	Louisville	8-1
7	Wisconsin	7-2
8	Texas A&M	7-2
9	Auburn	7-2
10	Penn State	7-2
11	Oklahoma	7-2
12	Colorado	7-2
13	Oklahoma State	7-2
14	Virginia Tech	7-2
15	Utah	7-2
16	West Virginia	7-1
17	North Carolina	7-2
18	Florida State	6-3
19	Nebraska	7-2
20	Southern California	6-3
21	Western Michigan	9-0
22	Boise State	8-1
23	Washington State	7-2
24	LSU	5-3
25	Arkansas	6-3

2016 CFP SELECTION COMMITTEE RANKINGS

WEEK 11
(NOVEMBER 15, 2016)

RANK	TEAM	RECORD
1	Alabama	10-0
2	Ohio State	9-1
3	Michigan	9-1
4	Clemson	9-1
5	Louisville	9-1
6	Washington	9-1
7	Wisconsin	8-2
8	Penn State	8-2
9	Oklahoma	8-2
10	Colorado	8-2
11	Oklahoma State	8-2
12	Utah	8-2
13	Southern California	7-3
14	West Virginia	8-1
15	Auburn	7-3
16	LSU	6-3
17	Florida State	7-3
18	Nebraska	8-2
19	Tennessee	7-3
20	Boise State	9-1
21	Western Michigan	10-0
22	Washington State	8-2
23	Florida	7-2
24	Stanford	7-3
25	Texas A&M	7-3

WEEK 12
(NOVEMBER 22, 2016)

RANK	TEAM	RECORD
1	Alabama	11-0
2	Ohio State	10-1
3	Michigan	10-1
4	Clemson	10-1
5	Washington	10-1
6	Wisconsin	9-2
7	Penn State	9-2
8	Oklahoma	9-2
9	Colorado	9-2
10	Oklahoma State	9-2
11	Louisville	9-2
12	Southern California	8-3
13	Auburn	8-3
14	Florida State	8-3
15	Florida	8-2
16	Nebraska	9-2
17	Tennessee	8-3
18	West Virginia	8-2
19	Boise State	10-1
20	Houston	9-2
21	Western Michigan	11-0
22	Utah	8-3
23	Washington State	8-3
24	Stanford	8-3
25	Navy	8-2

2016 CFP SELECTION COMMITTEE RANKINGS

WEEK 13
(NOVEMBER 29, 2016)

RANK	TEAM	RECORD
1	Alabama	12-0
2	Ohio State	11-1
3	Clemson	11-1
4	Washington	11-1
5	Michigan	10-2
6	Wisconsin	10-2
7	Penn State	10-2
8	Colorado	10-2
9	Oklahoma	9-2
10	Oklahoma State	9-2
11	Southern California	9-3
12	Florida State	9-3
13	Louisville	9-3
14	Auburn	8-4
15	Florida	8-3
16	West Virginia	9-2
17	Western Michigan	12-0
18	Stanford	9-3
19	Navy	9-2
20	Utah	8-4
21	LSU	7-4
22	Tennessee	8-4
23	Virginia Tech	9-3
24	Houston	9-3
25	Pittsburgh	8-4

WEEK 14 - SELECTION DAY
(DECEMBER 4, 2016)

RANK	TEAM	RECORD
1	Alabama	13-0
2	Clemson	12-1
3	Ohio State	11-1
4	Washington	12-1
5	Penn State	11-2
6	Michigan	10-2
7	Oklahoma	10-2
8	Wisconsin	10-3
9	Southern California	9-3
10	Colorado	10-3
11	Florida State	9-3
12	Oklahoma State	9-3
13	Louisville	9-3
14	Auburn	8-4
15	Western Michigan	13-0
16	West Virginia	10-2
17	Florida	8-4
18	Stanford	9-3
19	Utah	8-4
20	LSU	7-4
21	Tennessee	8-4
22	Virginia Tech	9-4
23	Pittsburgh	8-4
24	Temple	10-3
25	Navy	9-3

2015 CFP SELECTION COMMITTEE RANKINGS

TOP 10 SELECTION COMMITTEE RANKINGS AT A GLANCE: 2015

WEEK 9

RANK	TEAM	FINAL
1	Clemson	1
2	LSU	20
3	Ohio State	7
4	Alabama	2
5	Notre Dame	8
6	Baylor	17
7	Michigan State	3
8	TCU	11
9	Iowa	5
10	Florida	19

WEEK 11

RANK	TEAM	FINAL
1	Clemson	1
2	Alabama	2
3	Ohio State	7
4	Notre Dame	8
5	Iowa	5
6	Oklahoma	16
	State	
7	Oklahoma	4
8	Florida	19
9	Michigan State	3
10	Baylor	17

WEEK 13

RANK	TEAM	FINAL
1	Clemson	1
2	Alabama	2
3	Oklahoma	4
4	Iowa	5
5	Michigan State	3
6	Ohio State	7
7	Stanford	6
8	Notre Dame	8
9	Florida State	9
10	North Carolina	10

WEEK 10

RANK	TEAM	FINAL
1	Clemson	1
2	Alabama	2
3	Ohio State	7
4	Notre Dame	8
5	Iowa	5
6	Baylor	17
7	Stanford	6
8	Oklahoma	16
	State	
9	LSU	20
10	Utah	22

WEEK 12

RANK	TEAM	FINAL
1	Clemson	1
2	Alabama	2
3	Oklahoma	4
4	Iowa	5
5	Michigan State	3
6	Notre Dame	8
7	Baylor	17
8	Ohio State	7
9	Stanford	6
10	Michigan	14

SELECTION DAY

RANK	TEAM	FINAL
1	Clemson	1
2	Alabama	2
3	Michigan State	3
4	Oklahoma	4
5	Iowa	5
6	Stanford	6
7	Ohio State	7
8	Notre Dame	8
9	Florida State	9
10	North Carolina	10

2015 CFP SELECTION COMMITTEE RANKINGS

WEEK 9
(NOVEMBER 3, 2015)

RANK	TEAM	RECORD
1	Clemson	8-0
2	LSU	7-0
3	Ohio State	8-0
4	Alabama	7-1
5	Notre Dame	7-1
6	Baylor	7-0
7	Michigan State	8-0
8	TCU	8-0
9	Iowa	8-0
10	Florida	7-1
11	Stanford	7-1
12	Utah	7-1
13	Memphis	8-0
14	Oklahoma State	8-0
15	Oklahoma	7-1
16	Florida State	7-1
17	Michigan	6-2
18	Mississippi	7-2
19	Texas A&M	6-2
20	Mississippi State	6-2
21	Northwestern	6-2
22	Temple	7-1
23	UCLA	6-2
24	Toledo	7-0
25	Houston	8-0

WEEK 10
(NOVEMBER 10, 2015)

RANK	TEAM	RECORD
1	Clemson	9-0
2	Alabama	8-1
3	Ohio State	9-0
4	Notre Dame	8-1
5	Iowa	9-0
6	Baylor	8-0
7	Stanford	8-1
8	Oklahoma State	9-0
9	LSU	7-1
10	Utah	8-1
11	Florida	8-1
12	Oklahoma	8-1
13	Michigan State	8-1
14	Michigan	7-2
15	TCU	8-1
16	Florida State	7-2
17	Mississippi State	7-2
18	Northwestern	7-2
19	UCLA	7-2
20	Navy	7-1
21	Memphis	8-1
22	Temple	8-1
23	North Carolina	8-1
24	Houston	9-0
25	Wisconsin	8-2

2015 CFP SELECTION COMMITTEE RANKINGS

WEEK 11
(NOVEMBER 17, 2015)

RANK	TEAM	RECORD
1	Clemson	10-0
2	Alabama	9-1
3	Ohio State	10-0
4	Notre Dame	9-1
5	Iowa	10-0
6	Oklahoma State	10-0
7	Oklahoma	9-1
8	Florida	9-1
9	Michigan State	9-1
10	Baylor	8-1
11	Stanford	8-2
12	Michigan	8-2
13	Utah	8-2
14	Florida State	8-2
15	LSU	7-2
16	Navy	8-1
17	North Carolina	9-1
18	TCU	9-1
19	Houston	10-0
20	Northwestern	8-2
21	Memphis	8-2
22	Ole Miss	7-3
23	Oregon	7-3
24	USC	7-3
25	Wisconsin	8-2

WEEK 12
(NOVEMBER 24, 2015)

RANK	TEAM	RECORD
1	Clemson	11-0
2	Alabama	10-1
3	Oklahoma	10-1
4	Iowa	11-0
5	Michigan State	10-1
6	Notre Dame	10-1
7	Baylor	9-1
8	Ohio State	10-1
9	Stanford	9-2
10	Michigan	9-2
11	Oklahoma State	10-1
12	Florida	10-1
13	Florida State	9-2
14	North Carolina	10-1
15	Navy	9-1
16	Northwestern	9-2
17	Oregon	8-3
18	Ole Miss	8-3
19	TCU	9-2
20	Washington State	8-3
21	Mississippi State	8-3
22	UCLA	8-3
23	Utah	8-3
24	Toledo	9-1
25	Temple	9-2

2015 CFP SELECTION COMMITTEE RANKINGS

WEEK 13
(DECEMBER 1, 2015)

RANK	TEAM	RECORD
1	Clemson	12-0
2	Alabama	11-1
3	Oklahoma	11-1
4	Iowa	12-0
5	Michigan State	11-1
6	Ohio State	11-1
7	Stanford	10-2
8	Notre Dame	10-2
9	Florida State	10-2
10	North Carolina	11-1
11	TCU	10-2
12	Baylor	9-2
13	Ole Miss	9-3
14	Northwestern	10-2
15	Michigan	9-3
16	Oregon	9-3
17	Oklahoma State	10-2
18	Florida	10-2
19	Houston	11-1
20	Southern California	8-4
21	LSU	8-3
22	Temple	10-2
23	Navy	9-2
24	Utah	9-3
25	Tennessee	8-4

WEEK 14 - SELECTION DAY
(DECEMBER 6, 2015)

RANK	TEAM	RECORD
1	Clemson	13-0
2	Alabama	12-1
3	Michigan State	12-1
4	Oklahoma	11-1
5	Iowa	12-1
6	Stanford	11-2
7	Ohio State	11-1
8	Notre Dame	10-2
9	Florida State	10-2
10	North Carolina	11-2
11	TCU	10-2
12	Ole Miss	9-3
13	Northwestern	10-2
14	Michigan	9-3
15	Oregon	9-3
16	Oklahoma State	10-2
17	Baylor	9-3
18	Houston	12-1
19	Florida	10-3
20	LSU	8-3
21	Navy	9-2
22	Utah	9-3
23	Tennessee	8-4
24	Temple	10-3
25	Southern California	8-5

2014 CFP SELECTION COMMITTEE RANKINGS

TOP 10 SELECTION COMMITTEE RANKINGS AT A GLANCE: 2014

WEEK 10

RANK	TEAM	FINAL
1	Mississippi State	7
2	Florida State	3
3	Auburn	19
4	Mississippi	9
5	Oregon	2
6	Alabama	1
7	TCU	6
8	Michigan State	8
9	Kansas State	11
10	Notre Dame	NR

WEEK 11

RANK	TEAM	FINAL
1	Mississippi State	7
2	Florida State	3
3	Auburn	19
4	Oregon	2
5	Alabama	1
6	TCU	6
7	Kansas State	11
8	Michigan State	8
9	Arizona State	15
10	Notre Dame	NR

WEEK 12

RANK	TEAM	FINAL
1	Mississippi State	7
2	Oregon	2
3	Florida State	3
4	TCU	6
5	Alabama	1
6	Arizona State	15
7	Baylor	5
8	Ohio State	4
9	Auburn	19
10	Mississippi	9

WEEK 13

RANK	TEAM	FINAL
1	Alabama	1
2	Oregon	2
3	Florida State	3
4	Mississippi State	7
5	TCU	6
6	Ohio State	4
7	Baylor	5
8	Mississippi	9
9	UCLA	14
10	Georgia	13

WEEK 14

RANK	TEAM	FINAL
1	Alabama	1
2	Oregon	2
3	Florida State	3
4	Mississippi State	7
5	TCU	6
6	Ohio State	4
7	Baylor	5
8	UCLA	14
9	Georgia	13
10	Michigan State	8

WEEK 15

RANK	TEAM	FINAL
1	Alabama	1
2	Oregon	2
3	TCU	6
4	Florida State	3
5	Ohio State	4
6	Baylor	5
7	Arizona	10
8	Michigan State	8
9	Kansas State	11
10	Mississippi State	7

SELECTION DAY

RANK	TEAM	FINAL
1	Alabama	1
2	Oregon	2
3	Florida State	3
4	Ohio State	4
5	Baylor	5
6	TCU	6
7	Mississippi State	7
8	Michigan State	8
9	Mississippi	9
10	Arizona	10

2014 CFP SELECTION COMMITTEE RANKINGS

WEEK 10
(OCTOBER 28, 2014)

RANK	TEAM	RECORD
1	Mississippi State	7-0
2	Florida State	7-0
3	Auburn	6-1
4	Mississippi	7-1
5	Oregon	7-1
6	Alabama	7-1
7	TCU	6-1
8	Michigan State	7-1
9	Kansas State	6-1
10	Notre Dame	6-1
11	Georgia	6-1
12	Arizona	6-1
13	Baylor	6-1
14	Arizona State	6-1
15	Nebraska	7-1
16	Ohio State	6-1
17	Utah	6-1
18	Oklahoma	5-2
19	LSU	7-2
20	West Virginia	6-2
21	Clemson	6-2
22	UCLA	6-2
23	East Carolina	6-1
24	Duke	6-1
25	Louisville	6-2

WEEK 11
(NOVEMBER 4, 2014)

RANK	TEAM	RECORD
1	Mississippi State	8-0
2	Florida State	8-0
3	Auburn	7-1
4	Oregon	8-1
5	Alabama	7-1
6	TCU	7-1
7	Kansas State	7-1
8	Michigan State	7-1
9	Arizona State	7-1
10	Notre Dame	7-1
11	Mississippi	7-2
12	Baylor	7-1
13	Nebraska	8-1
14	Ohio State	7-1
15	Oklahoma	6-2
16	LSU	7-2
17	Utah	6-2
18	UCLA	7-2
19	Arizona	6-2
20	Georgia	6-2
21	Clemson	6-2
22	Duke	7-1
23	West Virginia	6-3
24	Georgia Tech	7-2
25	Wisconsin	6-2

2014 CFP SELECTION COMMITTEE RANKINGS

WEEK 12
(NOVEMBER 11, 2014)

RANK	TEAM	RECORD
1	Mississippi State	9-0
2	Oregon	9-1
3	Florida State	9-0
4	TCU	8-1
5	Alabama	8-1
6	Arizona State	8-1
7	Baylor	8-1
8	Ohio State	8-1
9	Auburn	7-2
10	Mississippi	8-2
11	UCLA	8-2
12	Michigan State	7-2
13	Kansas State	7-2
14	Arizona	7-2
15	Georgia	7-2
16	Nebraska	8-1
17	LSU	7-3
18	Notre Dame	7-2
19	Clemson	7-2
20	Wisconsin	7-2
21	Duke	8-1
22	Georgia Tech	8-2
23	Utah	6-3
24	Texas A&M	7-3
25	Minnesota	7-2

WEEK 13
(NOVEMBER 18, 2014)

RANK	TEAM	RECORD
1	Alabama	9-1
2	Oregon	9-1
3	Florida State	10-0
4	Mississippi State	9-1
5	TCU	9-1
6	Ohio State	9-1
7	Baylor	8-1
8	Mississippi	8-2
9	UCLA	8-2
10	Georgia	8-2
11	Michigan State	8-2
12	Kansas State	7-2
13	Arizona State	8-2
14	Auburn	7-3
15	Arizona	8-2
16	Wisconsin	8-2
17	Utah	7-3
18	Georgia Tech	9-2
19	Southern California	7-3
20	Missouri	8-2
21	Oklahoma	7-3
22	Clemson	7-3
23	Nebraska	8-2
24	Louisville	7-3
25	Minnesota	7-3

2014 CFP SELECTION COMMITTEE RANKINGS

WEEK 14
(NOVEMBER 25, 2014)

RANK	TEAM	RECORD
1	Alabama	10-1
2	Oregon	10-1
3	Florida State	11-0
4	Mississippi State	10-1
5	TCU	9-1
6	Ohio State	10-1
7	Baylor	9-1
8	UCLA	9-2
9	Georgia	9-2
10	Michigan State	9-2
11	Arizona	9-2
12	Kansas State	8-2
13	Arizona State	9-2
14	Wisconsin	9-2
15	Auburn	8-3
16	Georgia Tech	9-2
17	Missouri	9-2
18	Minnesota	8-3
19	Mississippi	8-3
20	Oklahoma	8-3
21	Clemson	8-3
22	Louisville	8-3
23	Boise State	9-2
24	Marshall	11-0
25	Utah	7-4

WEEK 15
(DECEMBER 2, 2014)

RANK	TEAM	RECORD
1	Alabama	11-1
2	Oregon	11-1
3	TCU	10-1
4	Florida State	12-0
5	Ohio State	11-1
6	Baylor	10-1
7	Arizona	10-2
8	Michigan State	10-2
9	Kansas State	9-2
10	Mississippi State	10-2
11	Georgia Tech	10-2
12	Mississippi	9-3
13	Wisconsin	10-2
14	Georgia	9-3
15	UCLA	9-3
16	Missouri	10-2
17	Arizona State	9-3
18	Clemson	9-3
19	Auburn	8-4
20	Oklahoma	8-3
21	Louisville	9-3
22	Boise State	10-2
23	Utah	8-4
24	LSU	8-4
25	Southern California	8-4

2014 CFP SELECTION COMMITTEE RANKINGS

WEEK 16 - SELECTION DAY (DECEMBER 7, 2014)

RANK	TEAM	RECORD
1	Alabama	12-1
2	Oregon	12-1
3	Florida State	13-0
4	Ohio State	12-1
5	Baylor	11-1
6	TCU	11-1
7	Mississippi State	10-2
8	Michigan State	10-2
9	Mississippi	9-3
10	Arizona	10-3
11	Kansas State	9-3
12	Georgia Tech	10-3
13	Georgia	9-3
14	UCLA	9-3
15	Arizona State	9-3
16	Missouri	10-3
17	Clemson	9-3
18	Wisconsin	10-3
19	Auburn	8-4
20	Boise State	11-2
21	Louisville	9-3
22	Utah	8-4
23	LSU	8-4
24	Southern California	8-4
25	Minnesota	8-4

NEW YEAR'S SIX BOWLS

NEW YEAR'S SIX BOWLS



GOODYEAR COTTON BOWL CLASSIC

Dec. 30 • Time TBA • ESPN

AT&T STADIUM

One AT&T Way

Arlington, TX 76011

Phone: 817-892-4800

Fax: 817-892-4810

President & CEO: Rick Baker

Media Contact: Scottie Rogers

(scottie@cottonbowl.com)

QUICK FACTS

2019 Result:

Penn State 53, Memphis 39

Website:

GoodyearCottonBowl.com

Media Headquarters:

Omni Dallas

555 S Lamar Street

Dallas, TX 75202

Phone Number:

214-744-6664

ALL-TIME RESULTS

1937 TCU 16, Marquette 6
 1938 Rice 28, Colorado 14
 1939 Saint Mary's (CA) 20, Texas Tech 13
 1940 Clemson 6, Boston College 3
 1941 Texas A&M 13, Fordham 12
 1942 Alabama 29, Texas A&M 21
 1943 Texas 14, Georgia Tech 7
 1944 Texas 7, Randolph Field 7
 1945 Oklahoma State 34, TCU 0
 1946 Texas 40, Missouri 27
 1947 Arkansas 0, LSU 0
 1948 SMU 13, Penn State 13
 1949 SMU 21, Oregon 13
 1950 Rice 27, North Carolina 13
 1951 Tennessee 20, Texas 14
 1952 Kentucky 20, TCU 7
 1953 Texas 16, Tennessee 0
 1954 Rice 28, Alabama 6
 1955 Georgia Tech 14, Arkansas 6
 1956 Mississippi 14, TCU 13
 1957 TCU 28, Syracuse 27
 1958 Navy 20, Rice 7
 1959 TCU 0, Air Force 0
 1960 Syracuse, 23, Texas 14
 1961 Duke 7, Arkansas 6
 1962 Texas 12, Mississippi 7
 1963 LSU 13, Texas 0
 1964 Texas 28, Navy 6

1965 Arkansas 10, Nebraska 7
 1966 LSU 14, Arkansas 7
 1966 Georgia 24, SMU 9
 1968 Texas A&M 20, Alabama 16
 1969 Texas 36, Tennessee 13
 1970 Texas 21, Notre Dame 17
 1971 Notre Dame 24, Texas 11
 1972 Penn State 30, Texas 6
 1973 Texas 17, Alabama 13
 1974 Nebraska 19, Texas 3
 1975 Penn State 41, Baylor 20
 1976 Arkansas 31, Georgia 10
 1977 Houston 30, Maryland 21
 1978 Notre Dame 38, Texas 10
 1979 Notre Dame 35, Houston 34
 1980 Houston 17, Nebraska 14
 1981 Alabama 30, Baylor 2
 1982 Texas 14, Alabama 12
 1983 SMU 7, Pittsburgh 3
 1984 Georgia 10, Texas 9
 1985 Boston College 45, Houston 28
 1986 Texas A&M 36, Auburn 16
 1987 Ohio State 28, Texas A&M 12
 1988 Texas A&M 35, Notre Dame 10
 1989 UCLA 17, Arkansas 3
 1990 Tennessee 31, Arkansas 27
 1991 Miami 46, Texas 3
 1992 Florida State 10, Texas A&M 2

1993 Notre Dame 28, Texas A&M 3
 1994 Notre Dame 24, Texas A&M 21
 1995 Southern California 55, Texas Tech 14
 1996 Colorado 38, Oregon 6
 1997 BYU 19, Kansas State 15
 1998 UCLA 29, Texas A&M 23
 1999 Texas 38, Mississippi State 11
 2000 Arkansas 27, Texas 6
 2001 Kansas State 35, Tennessee 21
 2002 Oklahoma 10, Arkansas 3
 2003 Texas 35, LSU 20
 2004 Mississippi 31, Oklahoma State 28
 2005 Tennessee 38, Texas A&M 7
 2006 Alabama 13, Texas Tech 10
 2007 Auburn 17, Nebraska 14
 2008 Missouri 38, Arkansas 7
 2009 Ole Miss 47, Texas Tech 34
 2010 Ole Miss 21, Oklahoma State 7
 2011 LSU 41, Texas A&M 24
 2012 Arkansas 29, Kansas State 16
 2013 Texas A&M 41, Oklahoma 13
 2014 Missouri 41, Oklahoma State 31
 2015 Michigan State 42, Baylor 41
 2015 Alabama 38, Michigan State 0
 2017 Wisconsin 24, Western Michigan 16
 2017 Ohio State 24, Southern California 7
 2018 Clemson 30, Notre Dame 3
 2019 Penn State 53, Memphis 39

COLLEGE FOOTBALL PLAYOFF

NEW YEAR'S SIX BOWLS



CHICK-FIL-A PEACH BOWL

**Jan. 1 • Time TBA • ESPN
MERCEDES-BENZ STADIUM**

3284 Northside Parkway NW
Atlanta, GA 30327

Phone: 404-586-8500

Fax: 404-586-8508

President & CEO: Gary P. Stokan

Media Contact: Matt Garvey
(mgarvey@cfabowl.com)

QUICK FACTS

2019 Result:

LSU 63, Oklahoma 28

Website:

Chick-Fil-APeachBowl.com

Media Hotel:

Hyatt Regency Atlanta
265 Peachtree Street NE
Atlanta, GA 30303

Phone Number:

404-577-1234

ALL-TIME RESULTS

1968 LSU 31, Florida State 27
1969 West Virginia 14, South Carolina 3
1970 Arizona State 48, North Carolina 26
1971 Mississippi 41, Georgia Tech 18
1972 NC State 49, West Virginia 13
1973 Georgia 17, Maryland 16
1974 Texas Tech 6, Vanderbilt 6
1975 West Virginia 13, NC State 10
1976 Kentucky 21, North Carolina 0
1977 NC State 24, Iowa State 14
1978 Purdue 41, Georgia Tech 21
1979 Baylor 24, Clemson 18
1981 Miami 20, Virginia Tech 10
1981 West Virginia 26, Florida 6
1982 Iowa 28, Tennessee 22
1983 Florida State 28, North Carolina 3
1984 Virginia 27, Purdue 24
1985 Army 31, Illinois 29

1986 Virginia Tech 25, NC State 24
1988 Tennessee 27, Indiana 22
1988 NC State 28, Iowa 23
1989 Syracuse 19, Georgia 18
1990 Auburn 27, Indiana 23
1992 East Carolina 37, NC State 34
1993 North Carolina 21, Mississippi State 17
1993 Clemson 14, Kentucky 13
1995 NC State 28, Mississippi State 24
1995 Virginia 34, Georgia 27
1996 LSU 10, Clemson 7
1998 Auburn 21, Clemson 17
1998 Georgia 35, Virginia 33
1999 Mississippi State 17, Clemson 7
2000 LSU 28, Georgia Tech 14
2001 North Carolina 16, Auburn 10
2002 Maryland 30, Tennessee 3
2004 Clemson 27, Tennessee 14

2004 Miami 27, Florida 10
2005 LSU 40, Miami 3
2006 Georgia 31, Virginia Tech 24
2007 Auburn 23, Clemson 20 (OT)
2008 LSU 38, Georgia Tech 3
2009 Virginia Tech 37, Tennessee 14
2010 Florida State 26, South Carolina 17
2011 Auburn 43, Virginia 24
2012 Clemson 25, LSU 24
2013 Texas A&M 52, Duke 48
2014 TCU 42, Mississippi 3
2015 Houston 38, Florida State 24
2016 Alabama 27, Washington 7
2018 UCF 34, Auburn 27
2018 Florida 41, Michigan 15
2019 LSU 63, Oklahoma 28

COLLEGE FOOTBALL PLAYOFF

NEW YEAR'S SIX BOWLS



PLAYSTATION FIESTA BOWL

**Jan. 2 • Time TBA • ESPN
STATE FARM STADIUM**

7135 East Camelback Road, Suite 190
Scottsdale, AZ 85251

Phone: 480-350-0900

Fax: 480-736-4173

Executive Director: Mike Nealy

Media Contact: Scott Leightman
(sleightman@fiestabowl.org)

QUICK FACTS

2019 Result:

Clemson 29, Ohio State 23

Website:

FiestaBowl.org

Media Hotel:

JW Marriott Camelback Inn
5402 E Lincoln Drive
Scottsdale, AZ 85253

Phone Number:

480-948-1700

ALL-TIME RESULTS

1971 Arizona State 45, Florida State 38
1972 Arizona State 49, Missouri 35
1973 Arizona State 28, Pittsburgh 7
1974 Oklahoma State 16, BYU 6
1975 Arizona State 17, Nebraska 14
1976 Oklahoma 41, Wyoming 7
1977 Penn State 42, Arizona State 30
1978 Arkansas 10, UCLA 10
1979 Pittsburgh 16, Arizona 10
1980 Penn State 31, Ohio State 19
1982 Penn State 26, USC 10
1983 Arizona State 32, Oklahoma 21
1984 Ohio State 28, Pittsburgh 23
1985 UCLA 39, Miami 37
1986 Michigan 27, Nebraska 23
1987 Penn State 14, Miami 10
1988 Florida State 31, Nebraska 28

1989 Notre Dame 34, West Virginia 21
1990 Florida State 41, Nebraska 17
1991 Louisville 34, Alabama 7
1992 Penn State 42, Tennessee 17
1993 Syracuse 26, Colorado 22
1994 Arizona 29, Miami 0
1995 Colorado 41, Notre Dame 24
1996 Nebraska 62, Florida 24
1997 Penn State 38, Texas 15
1997 Kansas State 35, Syracuse 18
1999 Tennessee 23, Florida State 16
2000 Nebraska 31, Tennessee 21
2001 Oregon State 41, Notre Dame 9
2002 Oregon 38, Colorado 16
2003 Ohio State 31, Miami 24 (2OT)
2004 Ohio State 35, Kansas State 28
2005 Utah 35, Pittsburgh 7

2006 Ohio State 34, Notre Dame 20
2007 Boise State 43, Oklahoma 42 (OT)
2008 West Virginia 48, Oklahoma 28
2009 Texas 24, Ohio State 21
2010 Boise State 17, TCU 10
2011 Oklahoma 48, Connecticut 20
2012 Oklahoma State 41, Stanford 38 (OT)
2013 Oregon 35, Kansas State 17
2014 UCF 52, Baylor 42
2014 Boise State 38, Arizona 30
2016 Ohio State 44, Notre Dame 28
2016 Clemson 31, Ohio State 0
2017 Penn State 35, Washington 28
2019 LSU 40, UCF 32
2019 Clemson 29, Ohio State 23

COLLEGE FOOTBALL PLAYOFF

NEW YEAR'S SIX BOWLS



CAPITAL ONE ORANGE BOWL

Jan. 2 • Time TBA • ESPN

HARD ROCK STADIUM

14360 Northwest 77th Court

Miami Lakes, FL 33016

Phone: 305-341-4700

Fax: 305-341-4771

Chief Executive Officer: Eric Poms

Media Contact: Larry Wahl

(lwahl@orangebowl.org)

QUICK FACTS

2019 Result:

Florida 36, Virginia 28

Website:

OrangeBowl.org

Media Hotel:

TBD

Phone Number:

954-920-3500

ALL-TIME RESULTS

1935 Bucknell 26, Miami 0
 1936 Catholic 20, Mississippi 19
 1937 Duquesne 13, Mississippi State 12
 1938 Auburn 6, Michigan State 0
 1939 Tennessee 17, Oklahoma 0
 1940 Georgia Tech 21, Missouri 7
 1941 Mississippi State 14, Georgetown 7
 1942 Georgia 40, TCU 26
 1943 Alabama 37, Boston College 21
 1944 LSU 19, Texas A&M 14
 1945 Tulsa 26, Georgia Tech 12
 1946 Miami 13, Holy Cross 6
 1947 Rice 8, Tennessee 0
 1948 Georgia Tech 20, Kansas 14
 1949 Texas 41, Georgia 28
 1950 Santa Clara 21, Kentucky 13
 1951 Clemson 15, Miami 14
 1952 Georgia Tech 17, Baylor 14
 1953 Alabama 61, Syracuse 6
 1954 Oklahoma 7, Maryland 0
 1955 Duke 34, Nebraska 7
 1956 Oklahoma 20, Maryland 6
 1957 Colorado 27, Clemson 21
 1958 Oklahoma 48, Duke 21
 1959 Oklahoma 21, Syracuse 6
 1960 Georgia 14, Missouri 0
 1961 Missouri 21, Navy 14
 1962 LSU 25, Colorado 7
 1963 Alabama 17, Oklahoma 0
 1964 Nebraska 13, Auburn 7

1965 Texas 21, Alabama 17
 1966 Alabama 39, Nebraska 28
 1967 Florida 27, Georgia Tech 12
 1968 Oklahoma 26, Tennessee 24
 1969 Penn State 15, Kansas 14
 1970 Penn State 10, Missouri 3
 1971 Nebraska 17, LSU 12
 1972 Nebraska 38, Alabama 6
 1973 Nebraska 40, Notre Dame 6
 1974 Penn State 16, LSU 9
 1975 Notre Dame 13, Alabama 11
 1976 Oklahoma 14, Michigan 6
 1977 Ohio State 27, Colorado 10
 1978 Arkansas 31, Oklahoma 6
 1979 Oklahoma 31, Nebraska 24
 1980 Oklahoma 24, Florida State 7
 1981 Oklahoma 18, Florida State 17
 1982 Clemson 22, Nebraska 15
 1983 Nebraska 21, LSU 20
 1984 Miami 31, Nebraska 30
 1985 Washington 28, Oklahoma 17
 1986 Oklahoma 25, Penn State 10
 1987 Oklahoma 42, Arkansas 8
 1988 Miami 20, Oklahoma 14
 1989 Miami 23, Nebraska 3
 1990 Notre Dame 21, Colorado 6
 1991 Colorado 10, Notre Dame 9
 1992 Miami 22, Nebraska 0
 1993 Florida State 27, Nebraska 14
 1994 Florida State 18, Nebraska 16

1995 Nebraska 24, Miami 17
 1996 Florida State 31, Notre Dame 26
 1996 Nebraska 41, Virginia Tech 21
 1998 Nebraska 42, Tennessee 17
 1999 Florida 31, Syracuse 10
 2000 Michigan 35, Alabama 34 (OT)
 2001 Oklahoma 13, Florida State 2
 2002 Florida 56, Maryland 23
 2003 USC 38, Iowa 17
 2004 Miami 16, Florida State 14
 2005 *Southern California 55, Oklahoma 19
 2006 Penn State 26, Florida State 23 (3OT)
 2007 Louisville 24, Wake Forest 13
 2008 Kansas 24, Virginia Tech 21
 2009 Virginia Tech 20, Cincinnati 7
 2010 Iowa 24, Georgia Tech 14
 2011 Stanford 40, Virginia Tech 12
 2012 West Virginia 70, Clemson 33
 2013 Florida State 31, Northern Illinois 10
 2014 Clemson 40, Ohio State 35
 2014 Georgia Tech 49, Mississippi State 34
 2015 Clemson 37, Oklahoma 17
 2016 Florida State 33, Michigan 32
 2017 Wisconsin 34, Miami 24
 2018 Alabama 45, Oklahoma 34
 2019 Florida 36, Virginia 28

**Southern California's participation later vacated*

COLLEGE FOOTBALL PLAYOFF

NEW YEAR'S SIX BOWLS



PLAYOFF SEMIFINAL AT THE ROSE BOWL GAME

Jan. 1 • Time TBA • ESPN

ROSE BOWL STADIUM

391 South Orange Grove Blvd.

Pasadena, CA 91184

Phone: 626-449-4100

Fax: 626-449-9066

Executive Director: David Eads

Media Contact: Karen Linhart

(klinhart@rosebowlgame.org)

QUICK FACTS

2020 Result:

Oregon 28, Wisconsin 27

Website:

RoseBowlGame.com

Media Headquarters:

Sheraton Grand Los Angeles

711 S Hope St.

Los Angeles, CA 90017

Phone Number:

213-488-3500

ALL-TIME RESULTS

1902	Michigan 49, Stanford 0	1951	Michigan 14, California 6	1987	Arizona State 22, Michigan 15
1916	Washington State 14, Brown 0	1952	Illinois 40, Stanford 7	1988	Michigan State 20, Southern California 17
1917	Oregon 14, Penn 0	1953	Southern California 7, Wisconsin 0	1989	Michigan 22, Southern California 14
1918	Mare Island 19, Camp Lewis 7	1954	Michigan State 28, UCLA 20	1990	Southern California 17, Michigan 10
1919	Great Lakes 17, Mare Island 0	1955	Ohio State 20, Southern California 7	1991	Washington 46, Iowa 34
1920	Harvard 7, Oregon 6	1956	Michigan State 17, UCLA 14	1992	Washington 34, Michigan 14
1921	California 28, Ohio State 0	1957	Iowa 35, Oregon State 19	1993	Michigan 34, Washington 31
1922	California 0, Wash. & Jefferson 0	1958	Ohio State 10, Oregon 7	1994	Wisconsin 21, UCLA 16
1923	Southern California 14, Penn State 3	1959	Iowa 38, California 12	1995	Penn State 38, Oregon 20
1924	Navy 14, Washington 14	1960	Washington 44, Wisconsin 8	1996	Southern California 41, Northwestern 32
1925	Notre Dame 27, Stanford 10	1961	Washington 17, Minnesota 7	1997	Ohio State 20, Arizona State 17
1926	Alabama 20, Washington 19	1962	Minnesota 21, UCLA 3	1998	Michigan 21, Washington State 16
1927	Alabama 7, Stanford 7	1963	Southern California 42, Wisconsin 37	1999	Wisconsin 38, UCLA 31
1928	Stanford 7, Pittsburgh 6	1964	Illinois 17, Washington 7	2000	Wisconsin 17, Stanford 9
1929	Georgia Tech 8, California 7	1965	Michigan 34, Oregon State 7	2001	Washington 34, Purdue 24
1930	Southern California 47, Pittsburgh 14	1966	UCLA 14, Michigan State 12	2002	Miami 37, Nebraska 14
1931	Alabama 24, Washington State 0	1967	Purdue 14, Southern California 13	2003	Oklahoma 34, Washington State 14
1932	Southern California 21, Tulane 12	1968	Southern California 14, Indiana 3	2004	Southern California 28, Michigan 14
1933	Southern California 35, Pittsburgh 0	1969	Ohio State 27, Southern California 16	2005	Texas 38, Michigan 37
1934	Columbia 7, Stanford 0	1970	Southern California 10, Michigan 3	2006	Texas 41, *Southern California 38
1935	Alabama 29, Stanford 13	1971	Stanford 27, Ohio State 17	2007	Southern California 32, Michigan 18
1936	Stanford 7, SMU 0	1972	Stanford 13, Michigan 12	2008	Southern California 49, Illinois 17
1937	Pittsburgh 21, Washington 0	1973	Southern California 42, Ohio State 17	2009	Southern California 38, Penn State 24
1938	California 13, Alabama 0	1974	Ohio State 42, Southern California 21	2010	Ohio State 26, Oregon 16
1939	Southern California 7, Duke 3	1975	Southern California 18, Ohio State 17	2011	TCU 21, Wisconsin 19
1940	Southern California 14, Tennessee 0	1976	UCLA 23, Ohio State 10	2012	Oregon 45, Wisconsin 38
1941	Stanford 21, Nebraska 13	1977	Southern California 14, Michigan 6	2013	Stanford 20, Wisconsin 14
1942	Oregon State 20, Duke 16	1978	Washington 27, Michigan 20	2014	Michigan State 24, Stanford 20
1943	Georgia 9, UCLA 0	1979	Southern California 17, Michigan 10	2015	Oregon 59, Florida State 20
1944	Southern California 29, Washington 0	1980	Southern California 17, Ohio State 16	2016	Stanford 45, Iowa 16
1945	Southern California 25, Tennessee 0	1981	Michigan 23, Washington 6	2017	Southern California 52, Penn State 49
1946	Alabama 34, Southern California 14	1982	Washington 28, Iowa 0	2018	Georgia 54, Oklahoma 48
1947	Illinois 45, UCLA 14	1983	UCLA 24, Michigan 14	2019	Ohio State 28, Washington 23
1948	Michigan 49, Southern California 0	1984	UCLA 45, Illinois 9	2020	Oregon 28, Wisconsin 27
1949	Northwestern 20, California 14	1985	Southern California 20, Ohio State 17		
1950	Ohio State 17, California 14	1986	UCLA 45, Iowa 28		

*Southern California's participation later vacated

COLLEGE FOOTBALL PLAYOFF

NEW YEAR'S SIX BOWLS



**PLAYOFF SEMIFINAL
AT THE ALLSTATE
SUGAR BOWL**

**Jan. 1 • Time TBA • ESPN
MERCEDES-BENZ SUPERDOME**

1500 Sugar Bowl Drive

New Orleans, LA 70112

Phone: 504-828-2440

Fax: 504-828-2441

Chief Executive Officer: Jeff Hundley

Media Relations Contact: John Sudsbury
(johns@sugarbowl.org)

QUICK FACTS

2020 Result:

Georgia 26, Baylor 14

Website:

AllStateSugarBowl.org

Media Hotel:

New Orleans Marriott Hotel
at the Convention Center
859 Convention Center Blvd.
New Orleans, LA 70130

Phone Number:

504-613-2888

ALL-TIME RESULTS

1935 Tulane 20, Temple 14
1936 TCU 3, LSU 2
1937 Santa Clara 21, LSU 14
1938 Santa Clara 6, LSU 0
1939 TCU 15, Carnegie Mellon 7
1940 Texas A&M 14, Tulane 13
1941 Boston College 19, Tennessee 13
1942 Fordham 2, Missouri 0
1943 Tennessee 14, Tulsa 7
1944 Georgia Tech 20, Tulsa 18
1945 Duke 29, Alabama 26
1946 Oklahoma State 33, St. Mary's 13
1947 Georgia 20, North Carolina 10
1948 Texas 27, Alabama 7
1949 Oklahoma 14, North Carolina 6
1950 Oklahoma 35, LSU 0
1951 Kentucky 13, Oklahoma 7
1952 Maryland 28, Tennessee 13
1953 Georgia Tech 24, Mississippi 7
1954 Georgia Tech 42, West Virginia 19
1955 Navy 21, Mississippi 0
1956 Georgia Tech 7, Pittsburgh 0
1957 Baylor 13, Tennessee 7
1958 Mississippi 39, Texas 7
1959 LSU 7, Clemson 0
1960 Mississippi 21, LSU 0
1961 Mississippi 14, Rice 6
1962 Alabama 10, Arkansas 3
1963 Mississippi 17, Arkansas 23
1964 Alabama 12, Mississippi 7

1965 LSU 13, Syracuse 10
1966 Missouri 20, Florida 18
1967 Alabama 34, Nebraska 7
1968 LSU 20, Wyoming 13
1969 Arkansas 16, Georgia 2
1970 Mississippi 27, Arkansas 22
1971 Tennessee 34, Air Force 13
1972 Oklahoma 40, Auburn 22
1973 Oklahoma 14, Penn State 0
1974 Notre Dame 24, Alabama 23
1975 Nebraska 13, Florida 10
1976 Alabama 13, Penn State 6
1977 Pittsburgh 27, Georgia 3
1978 Alabama 35, Ohio State 6
1979 Alabama 14, Penn State 7
1980 Alabama 24, Arkansas 9
1981 Georgia 17, Notre Dame 10
1982 Pittsburgh 24, Georgia 20
1983 Penn State 27, Georgia 23
1984 Auburn 9, Michigan 7
1985 Nebraska 28, LSU 10
1986 Tennessee 35, Miami 7
1987 Nebraska 30, LSU 15
1988 Auburn 16, Syracuse 16
1989 Florida State 13, Auburn 7
1990 Miami 33, Alabama 25
1991 Tennessee 23, Virginia 22
1992 Notre Dame 39, Florida 28
1993 Alabama 34, Miami 13
1994 Florida 41, West Virginia 7

1995 Florida State 23, Florida 17
1995 Virginia Tech 28, Texas 10
1997 Florida 52, Florida State 20
1998 Florida State 31, Ohio State 14
1999 Ohio State 24, Texas A&M 14
2000 Florida State 46, Virginia Tech 29
2001 Miami 37, Florida 20
2002 LSU 47, Illinois 34
2003 Georgia 26, Florida State 13
2004 LSU 21, Oklahoma 14
2005 Auburn 16, Virginia Tech 13
2006 West Virginia 38, Georgia 35^
2007 LSU 41, Notre Dame 14
2008 Georgia 41, Hawai'i 10
2009 Utah 31, Alabama 17
2010 Florida 51, Cincinnati 24
2011 *Ohio State 31, Arkansas 26
2012 Michigan 23, Virginia Tech 20 (OT)
2013 Louisville 33, Florida 23
2014 Oklahoma 45, Alabama 31
2015 Ohio State 42, Alabama 35
2016 Mississippi 48, Oklahoma State 20
2017 Oklahoma 35, Auburn 19
2018 Alabama 24, Clemson 6
2019 Texas 28, Georgia 21
2020 Georgia 26, Baylor 14

*Ohio State's participation later vacated.
^ Georgia Dome (Atlanta)

COLLEGE FOOTBALL PLAYOFF

2021

**COLLEGE FOOTBALL
PLAYOFF NATIONAL
CHAMPIONSHIP**

2021 COLLEGE FOOTBALL PLAYOFF NATIONAL CHAMPIONSHIP



NATIONAL CHAMPIONSHIP MIAMI 2021

Jan. 11 • 8 p.m. ET • ESPN
Hard Rock Stadium (65,000)
347 Don Shula Drive
Miami Gardens, FL 33056
Executive Director: Bill Hancock
Media Contact: Brett Daniels
(bdaniels@collegefootballplayoff.com)

QUICK FACTS

Website:
collegefootballplayoff.com
Media Headquarters:
JW Marriott Marquis
255 Biscayne Blvd. Way
Miami, FL 33131
Phone Number:
305-421-8600

COLLEGE FOOTBALL PLAYOFF

COLLEGE FOOTBALL PLAYOFF HISTORY

ALL-TIME SCORES

ALL-TIME SCORES FROM PLAYOFF SEMIFINALS AND NATIONAL CHAMPIONSHIP GAME

YEAR	PLAYOFF SEMIFINAL	PLAYOFF SEMIFINAL	NATIONAL CHAMPIONSHIP GAME
2020	Playoff Semifinal at the Peach Bowl No. 1 LSU 63, No. 4 Oklahoma 28	Playoff Semifinal at the Fiesta Bowl No. 3 Clemson 29, No. 2 Ohio State 23	CFP National Championship: New Orleans No. 1 LSU 42, No. 3 Clemson 25
2019	Playoff Semifinal at the Cotton Bowl Classic No. 2 Clemson 30, No. 3 Notre Dame 3	Playoff Semifinal at the Orange Bowl No. 1 Alabama 45, No. 4 Oklahoma 34	CFP National Championship: Bay Area No. 2 Clemson 44, No. 1 Alabama 16
2018	Playoff Semifinal at the Rose Bowl Game No. 3 Georgia 54, No. 2 Oklahoma 48 (2OT)	Playoff Semifinal at the Sugar Bowl No. 4 Alabama 24, No. 1 Clemson 6	CFP National Championship: Atlanta No. 4 Alabama 26, No. 3 Georgia 23 (OT)
2017	Playoff Semifinal at the Peach Bowl No. 1 Alabama 24, No. 4 Washington 7	Playoff Semifinal at the Fiesta Bowl No. 2 Clemson 31, No. 3 Ohio State 0	CFP National Championship: Tampa No. 2 Clemson 35, No. 1 Alabama 31
2016	Playoff Semifinal at the Orange Bowl No. 1 Clemson 37 No. 4 Oklahoma 17	Playoff Semifinal at the Cotton Bowl Classic No. 2 Alabama 38, No. 3 Michigan State 0	CFP National Championship: Arizona No. 2 Alabama 45, No. 1 Clemson 40
2015	Playoff Semifinal at the Rose Bowl Game No. 2 Oregon 59, No. 3 Florida State 20	Playoff Semifinal at the Sugar Bowl No. 4 Ohio State 42, No. 1 Alabama 35	CFP National Championship: North Texas No. 4 Ohio State 42, No. 2 Oregon 20

NATIONAL CHAMPIONSHIP GAME RESULTS

COMPOSITE NATIONAL CHAMPIONSHIP GAME RESULTS

DATE	CHAMPION	SCORE	OPPONENT	SITE (ATTENDANCE)	PLAYERS OF THE GAME
Jan. 13, 2020	#1 LSU (15-0)	42-25	#3 Clemson (14-1)	Mercedes-Benz Superdome New Orleans, LA (76,885)	<i>Offensive:</i> Joe Burrow, Sr., QB, LSU <i>Defensive:</i> Patrick Queen, Jr., LB, LSU
Jan. 7, 2019	#2 Clemson (15-0)	44-16	#1 Alabama (14-1)	Levi's® Stadium Santa Clara, CA (74,814)	<i>Offensive:</i> Trevor Lawrence, Fr., QB, Clemson <i>Defensive:</i> Trayvon Mullin, Jr., CB, Clemson
Jan. 8, 2018	#4 Alabama (13-1)	26-23 (OT)	#3 Georgia (13-2)	Mercedes-Benz Stadium Atlanta, GA (77,430)	<i>Offensive:</i> Tua Tagovailoa, Fr., QB, Alabama <i>Defensive:</i> Da'Ron Payne, Jr., DL, Alabama
Jan. 9, 2017	#2 Clemson (14-1)	35-31	#1 Alabama (14-1)	Raymond James Stadium Tampa, FL (74,512)	<i>Offensive:</i> Deshaun Watson, Jr., QB, Clemson <i>Defensive:</i> Ben Boulware, Sr., LB, Clemson
Jan. 11, 2016	#2 Alabama (14-1)	45-40	#1 Clemson (14-1)	University of Phoenix Stadium Glendale, AZ (75,765)	<i>Offensive:</i> O.J. Howard, Jr., TE, Alabama <i>Defensive:</i> Eddie Jackson, Jr., DB, Alabama
Jan. 12, 2015	#4 Ohio State (14-1)	42-20	#2 Oregon (13-2)	AT&T Stadium Arlington, TX (85,689)	<i>Offensive:</i> Ezekiel Elliott, So., RB, Ohio State <i>Defensive:</i> Tyvis Powell, So., S, Ohio State

COLLEGE FOOTBALL PLAYOFF

2020

**CFP NATIONAL
CHAMPIONSHIP -
NEW ORLEANS**

2020 CFP NATIONAL CHAMPIONSHIP - NEW ORLEANS



NATIONAL CHAMPIONSHIP

NEW ORLEANS 2020

**2020 College Football Playoff
National Championship**
Mercedes-Benz Superdome
New Orleans, Louisiana – January 13, 2020

Attendance: 76,885

Kickoff Time: 7:18 p.m. CT

End of Game: 11:14 p.m. CT

Total Elapsed Time: 3:56

Offensive Player of the Game:

Joe Burrow, Sr., QB, LSU

Defensive Player of the Game:

Patrick Queen, Jr., LB, LSU

Score by Quarters	1	2	3	4	Score
#3 Clemson (14-1)	7	10	8	0	25
#1 LSU (15-0)	7	21	7	7	42

SCORING SUMMARY

QTR	TIME	TEAM	SCORING PLAY	DRIVE
1st	06:34	Clemson	Trevor Lawrence 1 yd run (B.T. Potter kick)	5-67 (2:05)
	02:20	LSU	Ja'Marr Chase 52 yd pass from Joe Burrow (Cade York kick)	4-70 (1:36)
2nd	13:43	Clemson	B.T. Potter 52 yd field goal	9-40 (3:37)
	10:38	Clemson	Tee Higgins 36 yd run (B.T. Potter kick)	4-96 (1:32)
	09:17	LSU	Joe Burrow 3 yd run (Cade York kick)	5-75 (1:21)
	05:19	LSU	Ja'Marr Chase 14 yd pass from Joe Burrow (Cade York kick)	6-87 (2:03)
	00:10	LSU	Thaddeus Moss 6 yd pass from Joe Burrow (Cade York kick)	11-95 (3:28)
3rd	10:49	Clemson	Travis Etienne 3 yd run (Amari Rodgers pass from Trevor Lawrence)	6-50 (2:37)
	05:13	LSU	Thaddeus Moss 4 yd pass from Joe Burrow (Cade York kick)	6-68 (2:26)
4th	12:08	LSU	Terrace Marshall, Jr. 24 yd pass from Joe Burrow (Cade York kick)	8-57 (3:42)

FINAL STATISTICS

	CLEMSON	LSU	CLEMSON	LSU
First downs	23	29	Punt Returns-Yards	2-0 2-17
Rushing	6	10	Kickoff Returns-Yards	1-30 0-0
Passing	11	17	Punts (Number-Avg)	9-39.4 7-44.6
Penalty	6	2	Fumbles-Lost	1-1 0-0
Rushes-Yards	28-160	32-165	Sacks By (Number-Yards)	5-26 2-11
Passing Yards	234	463	Penalties-Yards	7-65 11-118
Passes Comp-Att-Int	18-37-0	31-49-0	3rd Down Conversions	1 of 11 4 of 14
Total Offense (Plays-Yards)	65-394	81-628	4th Down Conversions	0 of 0 1 of 1

COLLEGE FOOTBALL PLAYOFF

2020 CFP NATIONAL CHAMPIONSHIP - NEW ORLEANS

INDIVIDUAL STATISTICS

Rushing: Clemson – Travis Etienne, 15-78, 1 TD; Trevor Lawrence, 10-49, 1 TD; Tee Higgins, 1-36, 1 TD; Lyn-J Dixon, 1- -1. LSU – Clyde Edwards-Helaire, 16-110, Joe Burrow, 14-58, 1 TD.

Passing: Clemson – Trevor Lawrence, 18-37-0, 234, 3 TD. LSU – Joe Burrow, 31-49-0, 463, 5 TD.

Receiving: Clemson – Justyn Ross, 5-76; Travis Etienne, 5-36; Tee Higgins, 3-52; Braden Galloway, 2-60; Amari Rodgers, 2-8; Lyn-J Dixon 1-2. LSU – Ja'Marr Chase, 9-221, 2 TD; Justin Jefferson, 9-106; Clyde Edwards-Helaire, 5-54; Thaddeus Moss, 5-36; 2 TD; Terrace Marshall, Jr., 3-46, 1 TD.

Punting: Clemson – Will Spiers, 9-355, 39.4. LSU – Zach Von Rosenberg, 7-312, 44.6.

Returns: Clemson – Punt: Amari Rodgers, 2-0; Kickoff: Travis Etienne, 1-30; Intercept: None. LSU – Punt: Derek Stingley, Jr., 2-17; Kickoff: None; Intercept: None.

Field Goals: Clemson – B.T. Potter, 1-1 (52 Good). LSU – Cade York, 0-1 (45 Missed).

Tackles: (Solo-Assist-Total, Sacks-Yds, TFL-Yds) Clemson – Nolan Turner (6-4-10, 0, 0); K'Von Wallace (6-3-9, 0, 0); Isaiah Simmons (6-1-7, 1.0-5, 2.0-7); Derion Kendrick (5-2-7, 0, 0); James Skalski (4-1-5, 1.0-7, 1.0-7); A.J. Terrell (4-1-5, 0, 0); Tanner Muse (3-2-5, 0, 1.0-1); Denzel Johnson (2-2-4, 0, 0); Tyler Davis (2-1-3, 1.0-9, 1.0-9); Jake Venables (1-2-3, 1.0-2, 1.5-4); Justin Foster (2-0-2, 1.0-3, 1.0-3); Xavier Thomas (1-1-2, 0, 0); K.J. Henry (0-2-2, 0, 0.5-1); Amari Rodgers (1-0-1, 0, 0); Patrick Phibbs (0-1-1, 0, 0); Logan Rudolph (0-1-1, 0, 0). LSU – Patrick Queen (6-2-8, 0.5-1, 2.5-4); Jacob Phillips (5-3-8, 0, 0.5-1); JaCoby Stevens (5-2-7, 0, 0.5-2); Kristian Fulton (6-0-6, 0, 1.0-6); Grant Delpit (5-1-6, 1.0-10, 1.0-10); Kary Vincent, Jr. (3-0-3, 0, 0); Rashard Lawrence (1-2-3, 0, 1.0-1); K'Lavon Chaisson (2-0-2, 0, 0); Derek Stingley, Jr. (1-1-2, 0, 0); Glen Logan (0-2-2, 0.5-0, 1.0-1); Jontre Kirklín (1-0-1, 0, 0); Racey McMath (1-0-1, 0, 0); Avery Atkins (1-0-1, 0, 0); Neil Farrell, Jr. (0-1-1, 0, 0.5-2).

GAME RECAP

The No. 1 LSU Tigers defeated the No. 3 Clemson Tigers, 42-25, capturing its first College Football Playoff National Championship in program history and fourth national crown overall (1958, 2003, 2007). LSU's victory marked the first time in the CFP era that the top-ranked team went on to win the national title.

In the contest, Heisman Trophy winner Joe Burrow became the first quarterback in FBS history to throw 60 touchdown passes in a single season, as LSU snapped defending national champion Clemson's 29-game winning streak.

Burrow, who was voted Offensive Player of the Game, completed 31-of-49 passes for 463 yards, establishing a new CFP National Championship record. His five passing touchdowns and six total TDs (one rushing) also broke the previous highs in the CFP title game.

Sophomore WR Ja'Marr Chase caught nine passes for 221 yards and two touchdowns for LSU, while junior WR Justin Jefferson added 106 yards on nine catches. Junior TE Thaddeus Moss also scored twice with five receptions for 36 yards.

Patrick Queen was named Defensive Player of the Game after leading LSU with eight tackles, including 2.5 behind the line of scrimmage. Fellow junior LB Jacob Phillips added eight stops, while junior S JaCoby Stevens had seven tackles and senior CB Kristian Fulton pitched in six.

LSU completed the 2019-20 campaign with a perfect 15-0 record, joining the 2018-19 Clemson Tigers as the second team in the modern era to accomplish the feat.

2020 CFP NATIONAL CHAMPIONSHIP - NEW ORLEANS

STARTING LINEUPS

#3 CLEMSON TIGERS

POS.	NO.	OFFENSE
LT	79	Jackson Carman
LG	74	John Simpson
C	76	Sean Pollard
RG	5C	Gage Cervenka
RT	73	Tremayne Anchrum
TE	25	J.C. Chalk
WR	5	Tee Higgins
QB	16	Trevor Lawrence
RB	9	Travis Etienne
WR	8R	Justyn Ross
WR	3R	Amari Rodgers

POS.	NO.	DEFENSE
DE	34	Logan Rudolph
DT	13	Tyler Davis
DE	35	Justin Foster
S	1J	Denzel Johnson
SLB	11	Isaiah Simmons
MLB	47	James Skalski
S	24	Nolan Turner
CB	1	Derion Kendrick
SS	12	K'Von Wallace
FS	19	Tanner Muse
CB	8	A.J. Terrell

Reserves

1S – Baylon Spector, 2 – Frank Ladson, Jr., 2S – Will Swinney, 2P – Jalyn Phillips, 3 – Xavier Thomas, 5H – K.J. Henry, 6 – Mike Jones, Jr., 7M – Justin Mascoll, 10 – Joseph Ngata, 14 – Diondre Overton, 15 – Jake Venables, 17 – Cornell Powell, 21 – Darien Rencher, 23 – Lyn-J Dixon, 26 – Sheridan Jones, 29 – B.T. Potter, 31 – Mario Goodrich, 33 – Ruke Orhororo, 36 – Lannden Zanders, 43 – Chad Smith, 48 – Will Spiers, 53 – Regan Upshaw, 58 – Patrick Phibbs, 59 – Jordan Williams, 65 – Matt Bockhorst, 71 – Jordan McFadden, 80 – Luke Price, 84 – Davis Allen, 88 – Braden Galloway, 90 – Darnell Jefferies.

#1 LSU TIGERS

POS.	NO.	OFFENSE
LT	77	Saahdiq Charles
LG	73	Adrian Magee
C	79	Lloyd Cushenberry III
RG	68	Damien Lewis
RT	76	Austin Deculus
TE	81	Thaddeus Moss
WR	1	Ja'Marr Chase
WR	6T	Terrace Marshall, Jr.
WR	2	Justin Jefferson
QB	9	Joe Burrow
RB	22	Clyde Edwards-Helaire

POS.	NO.	DEFENSE
NICK	5	Kary Vincent
DE	97	Glen Logan
NT	72	Tyler Shelvin
DE	90	Rashard Lawrence
OLB	18	K'Lavon Chaisson
MLB	8	Patrick Queen
MLB	6	Jacob Phillips
CB	1C	Kristian Fulton
S	7	Grant Delpit
S	3	JaCoby Stevens
CB	24	Derek Stingley, Jr.

Reserves

2D – Chris Curry, 3D – Lloyd Cole, 5W – Devonta Lee, 10 – Stephen Sullivan, 11 – Eric Monroe, 13 – Jontre Kirklin, 14 – Mo Hampton, Jr., 16 – Jay Ward, 17 – Racey McMath, 19 – Derrick Dillon, 25 – Cordale Flott, 31 – Cameron Lewis, 32 – Avery Atkins, 35 – Damone Clark, 36 – Cade York, 38 – Zach Von Rosenberg, 41 – Carlton Smith, 42 – Aaron Moffitt, 43 – Ray Thornton, 44 – Tory Carter, 45 – Michael Divinity, Jr., 48 – Blake Ferguson, 51 – Dare Rosenthal, 62 – Siaki Ika, 65 – Jakori Savage, 70 – Ed Ingram, 74 – Badara Traore, 80 – Jamal Pettigrew, 89 – Colby Brunet, 91 – Breiden Fehoko, 92 – Neil Farrell, Jr.

2019

**CFP NATIONAL
CHAMPIONSHIP -
BAY AREA**

2019 CFP NATIONAL CHAMPIONSHIP - BAY AREA



NATIONAL CHAMPIONSHIP

BAY AREA 2019

2019 College Football Playoff National Championship

Levi's® Stadium

Santa Clara, California – January 7, 2019

Attendance: 74,814

Kickoff Time: 5:17 p.m. PT

End of Game: 8:44 p.m. PT

Total Elapsed Time: 3:27

Offensive Player of the Game:

Trevor Lawrence, Fr., QB, Clemson

Defensive Player of the Game:

Trayvon Mullin, Jr., CB, Clemson

Score by Quarters	1	2	3	4	Score
#2 Clemson (15-0)	14	17	13	0	44
#1 Alabama (14-1)	13	3	0	0	16

SCORING SUMMARY

QTR	TIME	TEAM	SCORING PLAY	DRIVE
1st	13:20	Clemson	A.J. Terrell 44 yd interception return (Greg Huegel kick)	
	12:05	Alabama	Jerry Jeudy 62 yd pass from Tua Tagovailoa (Joseph Bulovas kick)	3-75 (1:15)
	10:35	Clemson	Travis Etienne 17 yd run (Greg Huegel kick)	4-75 (1:30)
	06:23	Alabama	Hale Hentges 1 yd pass from Tua Tagovailoa (Joseph Bulovas kick failed)	10-75 (4:12)
2nd	14:18	Alabama	Joseph Bulovas 25 yd field goal	11-45 (6:07)
	11:38	Clemson	Travis Etienne 1 yd run (Greg Huegel kick)	6-65 (2:40)
	04:38	Clemson	Travis Etienne 5 yd pass from Trevor Lawrence (Greg Huegel kick)	8-47 (3:27)
3rd	00:45	Clemson	Greg Huegel 36 yd field goal	8-61 (1:19)
	08:26	Clemson	Justyn Ross 74 yd pass from Trevor Lawrence (Greg Huegel kick failed)	3-76 (1:21)
	00:21	Clemson	Tee Higgins 5 yd pass from Trevor Lawrence (Greg Huegel kick)	12-89 (5:21)

FINAL STATISTICS

	CLEMSON	ALABAMA		CLEMSON	ALABAMA
First downs	21	23	Punt Returns-Yards	0-0	1-7
Rushing	7	12	Kickoff Returns-Yards	0-0	1-30
Passing	12	11	Punts (Number-Avg)	3-44.3	2-50.0
Penalty	2	0	Fumbles-Lost	0-0	2-0
Rushes-Yards	31-135	37-148	Sacks By	2-15	0-0
Passing Yards	347	295	(Number-Yards)		
Passes Comp-Att-Int	20-32-0	22-36-2	Penalties-Yards	1-12	6-60
Total Offense	63-482	73-443	3rd Down Conversions	10 of 15	4 of 13
(Plays-Yards)			4th Down Conversions	1 of 1	3 of 6

COLLEGE FOOTBALL PLAYOFF

2019 CFP NATIONAL CHAMPIONSHIP - BAY AREA

INDIVIDUAL STATISTICS

Rushing: Clemson – Travis Etienne, 14-86, 2 TD; Trevor Lawrence, 6-27; Adam Choice, 7-12; Tavien Feaster, 3-11; Chase Brice 1- -1. Alabama – Najee Harris, 9-59; Damien Harris, 11-57; Josh Jacobs, 11-47; Mac Jones, 1- -2; Jalen Hurts, 1- -4; Tua Tagovailoa, 4- -9.

Passing: Clemson – Trevor Lawrence, 20-32-0, 347, 3 TD. Alabama – Tua Tagovailoa, 22-34-2, 295, 2 TD; Jalen Hurts, 0-2-0.

Receiving: Clemson – Justyn Ross, 6-153, 1 TD; Tee Higgins, 3-81, 1 TD; Amari Rodgers, 2-30; Tavien Feaster, 2-29; Trevion Thompson, 2-27; Hunter Renfrow, 2-10; Diondre Overton, 1-12; Travis Etienne, 1-5, 1 TD; T.J. Chase, 1-0. Alabama – DeVonta Smith, 6-65; Jerry Jeudy, 5-139, 1 TD; Irv Smith, Jr., 4-43; Jaylen Waddle, 2-25; Damien Harris, 2-3; Josh Jacobs, 1-16; Henry Ruggs III, 1-3; Hale Hentges, 1-1, 1 TD.

Punting: Clemson – Will Spiers, 3-133, 44.3. Alabama – Mike Bernier, 2-100, 50.0.

Returns: Clemson – Punt: None; Kickoff: None; Intercept: Trayvon Mullen, 1-46; A.J. Terrell, 1-44. Alabama – Punt: Jaylen Waddle, 1-7; Kickoff: Josh Jacobs, 1-30; Intercept: None.

Field Goals: Clemson – Greg Huegel, 1-1 (36 Good). Alabama – Joseph Bulovas, 1-1 (25 Good).

Tackles: (Solo-Assist-Total, Sacks-Yds, TFL-Yds) Clemson – Isaiah Simmons (7-2-9, 0, 1.0-3); A.J. Terrell (6-2-8, 0, 0); Trayvon Mullen (6-0-6, 1.0-11, 1.0-11); Tre Lamar (1-5-6, 0, 0); K'Von Wallace (5-0-5, 0, 0); Albert Huggins (3-2-5, 0, 0); Nolan Turner (2-2-4, 0, 0); Clelin Ferrell (2-2-4, 0, 1.5-7); Christian Wilkins (1-3-4, 0.5-2, 1.0-3); Xavier Thomas (2-1-3, 0.5-2, 0.5-2); Tanner Muse (2-1-3, 0, 0); Austin Bryant (1-2-3, 0, 1.0-4); Kendall Joseph (1-2-3, 0, 0); James Skalski (2-0-2, 0, 0); Nyles Pinckney (2-0-2, 0, 1.0-2); J.D. Davis (0-2-2, 0, 0); Chad Smith (1-0-1, 0, 0). Alabama – Xavier McKinney (6-1-7, 0, 0); Isaiah Buggs (4-2-6, 0, 0); Mack Wilson (3-3-6, 0, 0.5-2); Quinnen Williams (3-1-4, 0, 1.5-3); Anfernee Jennings (3-1-4, 0, 3.5-5);

Tackles (continued): Dylan Moses (3-1-4, 0, 0); Deionte Thompson (2-1-3, 0, 0); Saivion Smith (2-0-2, 0, 0); Josh Jobe (2-0-2, 0, 0); Raekwon Davis (1-1-2, 0, 0); LaBryan Ray (1-1-2, 0, 0.5-2); Shyheim Carter (1-1-2, 0, 0); Jared Mayden (1-0-1, 0, 0); Patrick Surtain II (1-0-1, 0, 0); Jamey Mosley (0-1-1, 0, 0).

GAME RECAP

The No. 2 Clemson Tigers defeated the No. 1 Alabama Crimson Tide 44-16, capturing the program's second College Football Playoff National Championship in three years.

Trevor Lawrence connected with nine receivers, completing 20-of-32 passes for 347 yards and three touchdowns. The freshman quarterback was voted the Offensive Player of the Game. Travis Etienne added a pair of touchdowns on the ground.

Defensively, the Tigers held the Tide, which had been averaging over 47 points per game, to just 16 points, including a second-half shutout. Junior cornerback Trayvon Mullen was named Defensive Player of the Game after collecting six solo tackles, including a sack, as well as an interception and a forced fumble.

Clemson finished the 2018-19 campaign with a perfect 15-0 record, becoming the first team in the modern era to accomplish the feat.

COLLEGE FOOTBALL PLAYOFF

2019 CFP NATIONAL CHAMPIONSHIP - BAY AREA

STARTING LINEUPS

#2 CLEMSON TIGERS

POS.	NO.	OFFENSE
LT	75	Mitch Hyatt
LG	74	John Simpson
C	50	Justin Falcinelli
RG	5C	Gage Cervenka
RT	73	Tremayne Anchrum
TE	4W	Garrett Williams
WR	5	Tee Higgins
QB	16	Trevor Lawrence
RB	9	Travis Etienne
WR	13	Hunter Renfrow
WR	3	Amari Rodgers

POS.	NO.	DEFENSE
DE	99	Clelin Ferrell
DT	67	Albert Huggins
DT	42	Christain Wilkins
DE	7	Austin Bryant
SLB	11	Isaiah Simmons
MLB	57	Tre Lamar
WLB	34	Kendall Joseph
CB	8	A.J. Terrell
SS	12	K'Von Wallace
FS	19	Tanner Muse
CB	1	Trayvon Mullen

Reserves

1S – Baylon Spector, 1T – Trevion Thompson, 1J – Denzel Johnson, 2S – Will Swinney, 2F – Mark Fields, 3X – Xavier Thomas, 5S – Shaq Smith, 7B – Chase Brice, 8R – Justyn Ross, 10 – Derion Kendrick, 14 – Diondre Overton, 18 – T.J. Chase, 21 – Kyler McMichael, 22 – Xavier Kelly, 24 – Nola Turner, 26 – Adam Choice, 28 – Tavien Feaster, 29 – B.T. Potter, 30 – Jalen Williams, 31 – Mario Goodrich, 32 – Kyle Cote, 33 – J.D. Davis, 35 – Justin Foster, 36 – Judah Davis, 43 – Chad Smith, 44 – Nyles Pinckney, 47 – Hames Skalski, 48 – Will Spiers, 52 – Austin Spence, 58 – Patrick Phibbs, 59 – Jordan Williams, 62 – Cade Stewart, 65 – Matt Bockhorst, 70 – Seth Penner, 72 – Blake Vinson, 76 – Sean Pollard, 78 – Chandler Reeves, 79 – Jackson Carman, 80 – Milan Richard, 84 – Cannon Smith, 92 – Greg Huegel.

#1 ALABAMA CRIMSON TIDE

POS.	NO.	OFFENSE
LT	73	Jonah Williams
LG	66	Lester Cotton, Sr.
C	71	Ross Pierschbacher
RG	70	Alex Leatherwood,
RT	74	Jedrick Wills, Jr.
TE	82	Irv Smith, Jr.,
QB	13	Tua Tagovailoa
RB	34	Damien Harris
WR	11	Henry Ruggs III
WR	6	DeVonta Smith
WR	4	Jerry Jeudy

POS.	NO.	DEFENSE
DE	49	Isaiah Buggs,
NG	92	Quinnen Williams
DE	99	Raekwon Davis
SLB	33	Anfernee Jennings
MLB	30	Mack Wilson
WLB	32	Dylan Moses
CB	4A	Saivion Smith
CB	2A	Patrick Surtain II
S	15	Xavier McKinney,
FS	14	Deionte Thompson
STAR	5	Shyheim Carter

Reserves


1B – Chadarius Townsend, 1D – Tyrell Shavers, 1A – Mac Jones, 2 – Jalen Hurts, 8 – Josh Jacobs, 9 – Eyabi Anoma, 10 – Ale Kaho, 16 – Jamey Mosley, 17 – Jaylen Waddle, 21 – Jared Mayden, 22 – Najee Harris, 24 – Brian Robinson, Jr., 25 – Eddie Smith, 28 – Josh Jobe, 31 – Keaton Anderson, 35 – D.J. Lewis, 36 – Markail Benton, 42 – Jaylen Moody, 45 – Thomas Fletcher, 48 – Phidarian Mathis, 77 – Matt Womack, 79 – Chris Owens, 81 – Derek Kief, 84 – Hale Hentges, 87 – Miller Forristall, 89 – LaBryan Ray, 97 – Joseph Bulovas, 98 – Mike Bernier.

COLLEGE FOOTBALL PLAYOFF

2018

**CFP NATIONAL
CHAMPIONSHIP -
ATLANTA**

2018 CFP NATIONAL CHAMPIONSHIP - ATLANTA



NATIONAL CHAMPIONSHIP

ATLANTA 2018

**2018 College Football Playoff
National Championship**
Mercedes-Benz Stadium
Atlanta, Georgia - January 8, 2018

Attendance: 77,430

Kickoff Time: 8:19 p.m. ET

End of Game: 12:09 a.m. ET

Total Elapsed Time: 3:50

Offensive Player of the Game:

Tua Tagovailoa, Fr., QB, Alabama

Defensive Player of the Game:

Da'Ron Payne, Jr., DL, Alabama

Score by Quarters	1	2	3	4	OT	Score
#4 Alabama (13-1)	0	0	10	10	6	26
#3 Georgia (13-2)	0	13	7	0	3	23

SCORING SUMMARY

QTR	TIME	TEAM	SCORING PLAY	DRIVE
2nd	14:14	Georgia	Rodrigo Blankenship 41 yd field goal	14-55 (7:40)
	07:33	Georgia	Rodrigo Blankenship 27 yd field goal	13-70 (5:19)
	00:07	Georgia	Mecole Hardman 1 yd run (Rodrigo Blankenship kick)	9-69 (1:12)
3rd	08:52	Alabama	Henry Ruggs III 6 yd pass from Tua Tagovailoa (Andy Pappanastos kick)	7-56 (1:59)
	06:52	Georgia	Mecole Hardman 80 yd pass from Jake Fromm (Rodrigo Blankenship kick)	4-93 (1:55)
4th	05:15	Alabama	Andy Pappanastos 43 yd field goal	6-15 (1:06)
	09:24	Alabama	Andy Pappanastos 30 yd field goal	8-71 (2:15)
	03:49	Alabama	Calvin Ridley 7 yd pass from Tua Tagovailoa (Andy Pappanastos kick)	8-66 (3:21)
OT	15:00	Georgia	Rodrigo Blankenship 51 yd field goal	4--9 (0:00)
	15:00	Alabama	DeVonta Smith 41 yd pass from Tua Tagovailoa	2-25 (0:00)

FINAL STATISTICS

	ALABAMA	GEORGIA		ALABAMA	GEORGIA
First downs	20	22	Punt Returns-Yards	5-38	2-34
Rushing	10	8	Kickoff Returns-Yards	2-42	3-40
Passing	8	11	Punts (Number-Avg)	6-47.5	7-42.1
Penalty	2	3	Fumbles-Lost	0-0	0-0
Rushes-Yards	39-184	45-133	Sacks By:	4-33	3-26
Passing Yards	187	232	(Number-Yards)		
Passes Comp-Att-Int	17-32-1	16-32-2	Penalties-Yards	6-41	6-65
Total Offense	71-371	77-365	3rd Down Conversions	3 of 14	8 of 19
(Plays-Yards)			4th Down Conversions	1 of 1	0 of 0

COLLEGE FOOTBALL PLAYOFF

2018 CFP NATIONAL CHAMPIONSHIP - ATLANTA

INDIVIDUAL STATISTICS

Rushing: Alabama – Najee Harris, 6-64; Jalen Hurts, 6-47; Tua Tagovailoa, 12-27; Bo Scarbrough, 4-23; Damien Harris, 6-17; Josh Jacobs, 3-8. Georgia – Sony Michel, 14-98; Nick Chubb, 18-25; D'Andre Swift, 4-15; Mecole Hardman, 2-10; Jake Fromm, 7- -15.

Passing: Alabama – Tua Tagovailoa, 14-24-1, 166, 3 TD; Jalen Hurts, 3-8-0, 21. Georgia – Jake Fromm, 16-32-2, 232, 1 TD.

Receiving: Alabama – Calvin Ridley, 4-32, 1 TD; Henry Ruggs III, 3-29, 1 TD; Robert Foster, 3-28; Damien Harris, 2-21; DeVonta Smith, 1-41, 1 TD; Jerry Jeudy, 1-20; Cam Sims, 1-13; Hale Hentges, 1-2; Bo Scarbrough, 1-1. Georgia – Riley Ridley, 6-82; Terry Godwin, 4-48; Mecole Hardman, 2-80, 1 TD; D'Andre Swift, 2-7; Javon Wims, 1-16; Nick Chubb 1- -1.

Punting: Alabama – JK Scott, 6-285, 47.5. Georgia – Cameron Nizialek, 6-275, 46.0; Brice Ramsey, 1-19, 19.0.

Returns: Alabama – Punt: Trevon Diggs, 5-38 Kickoff: Josh Jacobs, 2-42; Intercept: Tony Brown, 1-0; Raekwon Davis, 1-19. Georgia – Punt: Mecole Hardman, 2-34; Kickoff: Mecole Hardman, 3-40; Intercept: Deandre Baker, 1-0.

Field Goals: Alabama – Andy Pappanastos, 2-4 (40 Missed, 43 Good, 30 Good, 36 Missed). Georgia – Rodrigo Blankenship, 3-3 (41 Good, 27 Good, 51 Good).

Tackles: (Solo-Assist-Total, Sacks-Yds, TFL-Yds) Alabama – Mack Wilson (7-5-12, 0, 2.0-2); Rashaan Evans (4-4-8, 0, 1.5-2); Terrell Lewis (6-1-7, 1.0-13, 1.0-13); Anthony Averett (5-1-6, 1.0-10, 2.0-18); Da'Ron Payne (3-3-6, 0, 0); Minkah Fitzpatrick (2-3-5, 0, 1.0-1); Isaiah Buggs (2-3-5, 0, 1.0-8); Raekwon Davis (2-3-5, 1.0-9, 1.0-9); Ronnie Harrison (2-2-4, 0, 1.0-3); Levi Wallace (3-0-3, 0, 0); Deionte Thompson (3-0-3, 0, 0); Quinnen Williams (0-2-2, 0, 0.5-0); Joshua Frazier (1-0-1, 0, 0); Keaton Anderson (1-0-1, 0, 0); Mekhi Brown (1-0-1, 0, 0); Cam Sims (1-0-1, 0, 0); Christian Miller (1-0-1, 1.0-1, 1.0-1); Da'Shawn Hand (0-1-1, 0, 0). Georgia – Roquan Smith (9-4-13, 1.0-4, 2.5-5);

Tackles (continued): Malkom Parrish (5-0-5, 0, 0); Reggie Carter (3-2-5, 0, 0); Tyler Clark (3-2-5, 0, 0.5-0); Lorenzo Carter (2-2-4, 0, 0); Trenton Thompson (2-1-3, 0, 0.5-1); J.R. Reed (2-1-3, 0, 0); Davin Bellamy (2-1-3, 1.5-14, 1.5-14); D'Andre Walker (2-1-3, 0, 0); Mecole Hardman (2-1-3, 0, 0); Dominick Sanders (1-2-3, 0, 0); Deandre Baker (1-2-3, 0, 0); David Marshall (1-2-3, 0, 0); Jonathan Ledbetter (0-3-3, 0.5-8, 1.0-9); John Atkins (2-0-2, 0, 0); Aaron Davis (1-1-2, 0, 0); Jake Fromm (1-0-1, 0, 0); Javon Wims (1-0-1, 0, 0); Julian Rochester (1-0-1, 0, 0); Christian Payne (1-0-1, 0, 0); Keyon Brown (1-0-1, 0, 0); Trent Frix (0-1-1, 0, 0).

GAME RECAP

The No. 4 Alabama Crimson Tide defeated the No. 3 Georgia Bulldogs, 26-23, in an overtime College Football Playoff National Championship victory at Mercedes-Benz Stadium in Atlanta, Georgia.

Despite allowing an interception on the third play of the game, Georgia's offense secured the first half, with its defense leaving the Crimson Tide scoreless.

Trailing the Bulldogs 13-0 at halftime, Alabama gave the nod to true freshman quarterback Tua Tagovailoa. Leading the team to a comeback and 20 points over two quarters to force overtime, Tagovailoa was named Offensive Player of the Game. The backup quarterback threw for three touchdowns, including the game-winning 41-yard touchdown pass to freshman wide receiver DeVonta Smith.

It was Alabama's fifth national title in nine years and the program's second of the playoff era. The win also marked head coach Nick Saban's sixth career national championship.

COLLEGE FOOTBALL PLAYOFF

2018 CFP NATIONAL CHAMPIONSHIP - ATLANTA

STARTING LINEUPS

#4 ALABAMA CRIMSON TIDE

POS.	NO.	OFFENSE
LT	73	Jonah Williams
LG	71	Ross Pierschbacher
C	75	Bradley Bozeman
RG	63	J.C. Hassenauer
RT	77	Matt Womack
TE	84	Hale Hentges
QB	2	Jalen Hurts
RB	34	Damien Harris
WR	3	Calvin Ridley
WR	1	Robert Foster
WR	17	Cam Sims

POS.	NO.	DEFENSE
DE	9A	Da'Shawn Hand
NG	94	Da'Ron Payne
DB	14	Deionte Thompson
DL	49	Isaiah Buggs
SLB	24	Terrell Lewis
MLB	30	Mack Wilson
WLB	32	Rashaan Evans
CB	28	Anthony Averett
CB	39	Levi Wallace
SS	29	Minkah Fitzpatrick
FS	15	Ronnie Harrison

Reserves

2A – Tony Brown, 2B – Brian Robinson, Jr., 3A – Daniel Wright, 4 – Jerry Jeudy, 5 – Shyheim Carter, 6A – DeVonta Smith, 7 – Trevon Diggs, 8 – Josh Jacobs, 9 – Bo Scarbrough, 10 – JK Scott, 11 – Henry Ruggs III, 12 – Andy Pappanastos, 13 – Tua Tagovailoa, 16 – Jamey Mosley, 22 – Najee Harris, 25 – Xavier McKinney, 31 – Keaton Anderson, 42 – Keith Holcombe, 43 – VanDarius Cowan, 45 – Thomas Fletcher, 47 – Christian Miller, 48 – Mekhi Brown, 52 – Scott Meyer, 65 – Deonte Brown, 69 – Joshua Frazier, 70 – Alex Leatherwood, 74 – Jedrick Wills, Jr., 81 – Derek Kief, 82 – Irv Smith, Jr., 92 – Quinnen Williams, 95 – Johnny Dwight, 99 – Raekwon Davis.

#3 GEORGIA BULLDOGS

POS.	NO.	OFFENSE
LT	77	Isaiah Wynn
LG	65	Kendall Baker
C	53	Lamont Gaillard
RG	74	Ben Cleveland
RT	71	Andrew Thomas
QB	11	Jake Fromm
TB	27	Nick Chubb
WR	6W	Javon Wims
WR	8	Riley Ridley
WR	5	Terry Godwin
RB	1	Sony Michel

POS.	NO.	DEFENSE
DT	52	Tyler Clark
NG	97	John Atkins
DE	51	David Marshall
DB	14	Malkom Parrish
LB	17	Davin Bellamy
LB	3	Roquan Smith
LB	45	Reggie Carter
S	24	Dominick Sanders
CB	20	J.R. Reed
CB	1B	Deandre Baker
CB	35	Aaron Davis

Reserves

1M – Malik Herring, 1T – Trey Blount, 1K – Keyon Brown, 1H – Elijah Holyfield, 2 – Jayson Stanley, 3S – Tyler Simmons, 4 – Mecole Hardman, 5R – Julian Rochester, 7S – D'Andre Swift, 7 – Lorenzo Carter, 12 – Brice Ramsey, 13 – Jonathan Ledbetter, 15 – D'Andre Walker, 16 – Ahkil Crumpton, 18 – Isaac Nauta, 19 – Jarvis Wilson, 22 – Nate McBride, 26 – Tyrique McGhee, 29 – Tim Hill, 30 – Tae Crowder, 32 – Monty Rice, 42 – Aulden Bynum, 43 – Nick Moore, 44 – Juwan Taylor, 47 – Christian Payne, 66 – Solomon Kindley, 69 – Trent Frix, 78 – Trenton Thompson, 83 – Jeb Blazeovich, 84 – Walter Grant, 88 – Jackson Harris, 92 – Cameron Nizialek, 94 – Michael Barnett, 96 – DaQuan Hawkins-Muckle, 98 – Rodrigo Blankenship.

2017

**CFP NATIONAL
CHAMPIONSHIP -
TAMPA**

2017 CFP NATIONAL CHAMPIONSHIP - TAMPA



NATIONAL CHAMPIONSHIP

TAMPA BAY 2017

**2017 College Football Playoff
National Championship**
Raymond James Stadium
Tampa, Florida – January 9, 2017

Attendance: 74,512

Kickoff Time: 8:19 p.m. ET

End of Game: 12:27 a.m. ET

Total Elapsed Time: 4:08

Offensive Player of the Game:

Deshaun Watson, Jr., QB, Clemson

Defensive Player of the Game:

Ben Boulware, Sr., LB, Clemson

Score by Quarters	1	2	3	4	Score
#2 Clemson (14-1)	0	7	7	21	35
#1 Alabama (14-1)	7	7	10	7	31

SCORING SUMMARY

QTR	TIME	TEAM	SCORING PLAY	DRIVE
1st	09:23	Alabama	Bo Scarbrough 25 yd run (Adam Griffith kick)	3-59 (0:58)
2nd	10:42	Alabama	Bo Scarbrough 37 yd run (Adam Griffith kick)	5-74 (1:24)
	06:09	Clemson	Deshaun Watson 8 yd run (Greg Huegel kick)	7-87 (1:33)
3rd	12:25	Alabama	Adam Griffith 27 yd field goal	4-7 (1:29)
	07:10	Clemson	Hunter Renfrow 24 yd pass from Deshaun Watson (Greg Huegel kick)	4-42 (1:03)
	01:53	Alabama	O.J. Howard 68 yd pass from Jalen Hurts (Adam Griffith kick)	4-79 (1:01)
4th	14:00	Clemson	Mike Williams 4 yd pass from Deshaun Watson (Greg Huegel kick)	9-72 (2:47)
	04:38	Clemson	Wayne Gallman 1 yd run (Greg Huegel kick)	6-88 (1:55)
	02:07	Alabama	Jalen Hurts 30 yd run (Adam Griffith kick)	6-68 (2:31)
	00:01	Clemson	Hunter Renfrow 2 yd pass from Deshaun Watson (Greg Huegel kick)	9-68 (2:00)

FINAL STATISTICS

	CLEMSON	ALABAMA		CLEMSON	ALABAMA
First downs	31	16	Punt Returns-Yards	1-3	1-9
Rushing	8	10	Kickoff Returns-Yards	6-130	3-57
Passing	19	5	Punts (Number-Avg)	9-38.3	11-43.9
Penalty	4	1	Fumbles-Lost	2-2	1-0
Rushes-Yards	42-91	34-22	Sacks By:	0-0	4-25
Passing Yards	420	155	(Number-Yards)		
Passes Comp-Att-Int	36-57-0	14-32-0	Penalties-Yards	3-35	9-82
Total Offense	99-511	66-376	3rd Down Conversions	7 of 18	2 of 15
(Plays-Yards)			4th Down Conversions	0 of 1	1 of 1

COLLEGE FOOTBALL PLAYOFF

2017 CFP NATIONAL CHAMPIONSHIP - TAMPA

INDIVIDUAL STATISTICS

Rushing: Clemson – Wayne Gallman, 18-46, 1 TD; Deshaun Watson, 21-43, 1 TD; C.J. Fuller, 1-3; Artavis Scott, 1-0. Alabama – Bo Scarbrough, 16-93, 2 TD; Jalen Hurts, 10-63, 1 TD; ArDarius Stewart, 1-25; Damien Harris, 5-24; Josh Jacobs, 2-16.

Passing: Clemson – Deshaun Watson, 36-56-0, 420, 3 TD. Alabama – Jalen Hurts, 13-31-0, 131, 1 TD; ArDarius Stewart, 1-1-0, 24.

Receiving: Clemson – Hunter Renfrow, 10-92, 2 TD; Mike Williams, 8-94, 1 TD; Jordan Leggett, 7-95; Deon Cain, 5-94; Wayne Gallman, 3-39; Artavis Scott, 3-6. Alabama – Calvin Ridley, 5-36; O.J. Howard, 4-106, 1 TD; ArDarius Stewart, 2-12; Bo Scarbrough, 2-7; Damien Harris, 1- -6.

Punting: Clemson – Andy Teasdall, 8-307, 38.4; Deshaun Watson, 1-38, 38.0. Alabama – JK Scott, 10-458, 45.8.

Returns: Clemson – Punt: Artavis Scott, 1-3; Kickoff: Artavis Scott, 3-77; Clelin Fuller, 3-53; Intercept: None. Alabama – Punt: Gehrig Dieter, 1-9; Kickoff: ArDarius Stewart, 2-42; Hale Hentges, 1-15; Intercept: None.

Field Goals: Clemson – None. Alabama – Adam Griffith, 1-1 (27 Missed).

Tackles: (Solo-Assist-Total, Sacks-Yds, TFL-Yds) Clemson – Jadar Johnson (4-3-7, 0, 0.5-1); Carlos Watkins (6-0-6, 0, 1.0-2); Kendall Joseph (4-2-6, 0, 1.5-6); Ben Boulware (4-2-6, 0, 2.0-9); Cordrea Tankersley (3-2-5, 0, 0); Dexter Lawrence (4-0-4, 0, 0); Dorian O'Daniel (4-0-4, 0, 0); Van Smith (2-1-3, 0, 0); Judah Davis (1-0-1, 0, 0); Mark Fields (1-0-1, 0, 0); Tanner Muse (1-0-1, 0, 0); Jay Guillermo (1-0-1, 0, 0); Clelin Ferrell (1-0-1, 0, 1.0-1); Austin Bryant (1-0-1, 0, 1.0-1); Hunter Renfrow (1-0-1, 0, 0); Ryan Carter (1-0-1, 0, 0); Marcus Edmond (1-0-1, 0, 0); Tre Lamar (0-1-1, 0, 0); Greg Huegel (0-1-1, 0, 0); Kyle Cote (0-1-1, 0, 0); Scott Pagano (0-1-1, 0, 0). Alabama – Reuben Foster (6-6-12, 1.0-8, 1.0-8); Rashaan Evans (6-5-11, 0.5-3, 0.5-3); Ronnie Harrison (5-5-10, 0, 0); Ryan Anderson (5-2-7, 1.0-7, 2.0-11); Tony Brown (4-3-7, 0, 0); Jonathan Allen (4-3-7, 1.0-5, 1.0-5); Da'Ron Payne (3-2-5, 0.5-2, 0.5-2);

Tackles (continued): Anthony Averett (2-3-5, 0, 0); Minkah Fitzpatrick (3-1-4, 0, 0); Dalvin Tomlinson (3-1-4, 0, 1.0-1); Marlon Humphrey (1-2-3, 0, 0); Keith Holcombe (2-0-2, 0, 0); Tim Williams (1-1-2, 0, 0); Deionte Thompson (1-1-2, 0, 0); Mack Wilson (1-0-1, 0, 0); Anfernee Jennings (0-1-1, 0, 0); Joshua Frazier (0-1-1, 0, 0); Da'Shawn Hand (0-1-1, 0, 0).

GAME RECAP

An unprecedented national championship game rematch, the No. 2 Clemson Tigers claimed the program's first national title in 35 years, defeating the No. 1 Alabama Crimson Tide, 35-31, in the 2017 College Football Playoff National Championship.

Heisman finalist and junior quarterback Deshaun Watson broke his own passing record in a national championship game with 420 yards. Watson was responsible for four touchdowns, including two in the fourth quarter, en route to being named Offensive Player of the Game.

Clemson's defense, helped by Defensive Player of the Game Ben Boulware, held Alabama's offense to a season-low 376 yards and gave up just 2-of-15 third-down conversions.

After rallying from an early 14-0 deficit, it was Clemson's offense that prevailed, putting up 21 points in the fourth quarter. The lead changed hands three times in the fourth, with Clemson scoring the game-winning touchdown with one second left in the game.

The Clemson Tigers celebrated the program's first national title since 1981, snapping Alabama's 26-game win streak in the process.

COLLEGE FOOTBALL PLAYOFF

2017 CFP NATIONAL CHAMPIONSHIP - TAMPA

STARTING LINEUPS

#2 CLEMSON TIGERS

POS.	NO.	OFFENSE
LT	75	Mitch Hyatt
LG	51	Taylor Hearn
C	5G	Jay Guillermo
RG	55	Tyrone Crowder
RT	76	Sean Pollard
TE	16	Jordan Leggett
WR	7	Mike Williams
QB	4	Deshaun Watson
RB	9	Wayne Gallman
WR	13	Hunter Renfrow
WR	3	Artavis Scott

POS.	NO.	DEFENSE
DE	42	Christian Wilkins
DT	94	Carlos Watkins
DT	90	Dexter Lawrence
DE	99	Clelin Ferrell
SLB	6	Dorian O'Daniel
MLB	34	Kendall Joseph
WLB	10	Ben Boulware
CB	31	Ryan Carter
SS	18	Jadar Johnson
FS	23	Van Smith
CB	25	Cordrea Tankersley

Reserves

1 – Trayvon Mullen, 2 – Mark Fields, 3C – Kyle Cote, 3M – Ray-Ray McCloud, 8 – Deon Cain, 12 – K'Von Wallace, 14 – Denzel Johnson, 19 – Tanner Muse, 27 – C.J. Fuller, 28 – Tavien Feaster, 29 – Marcus Edmond, 32 – Andy Teasdall, 33 – J.D.Davis, 36 – Judah Davis, 38 – Amir Trapp, 41 – Grant Radakovich, 43 – Chad Smith, 44 – Garrett Williams, 47 – James Skalski, 49 – Richard Yeargin, 56 – Scott Pagano, 57 – Tre Lamar, 62 – David Estes, 69 – Maverick Morris, 73 – Tremayne Anchrum, 80 – Milan Richard, 84 – Cannon Smith, 85 – Seth Ryan, 91 – Austin Bryant, 92 – Greg Huegel.

#1 ALABAMA CRIMSON TIDE

POS.	NO.	OFFENSE
LT	74	Cam Robinson
LG	71	Ross Pierschbacher
C	75	Bradley Bozeman
RG	78	Korren Kirven
RT	73	Jonah Williams
WR	11	Gehrig Dieter
TE-H	88	O.J. Howard
QB	2	Jalen Hurts
RB	9	Bo Scarbrough
WR-X	13	ArDarius Stewart
WR-Z	3	Calvin Ridley

POS.	NO.	DEFENSE
DE	93	Jonathan Allen
NG	94	Da'Ron Payne
DE	54	Dalvin Tomlinson
DB	2A	Tony Brown
SAM	22	Ryan Anderson
MIKE	32	Rashaan Evans
WILL	10	Reuben Foster
CB	26	Marlon Humphrey
CB	28	Anthony Averett
SS	29	Minkah Fitzpatrick
FS	1D	Ronnie Harrison

Reserves

1E – Jamey Mosley, 1 – Robert Foster, 5 – Shyheim Carter, 6 – Hootie Jones, 7 – Trevon Diggs, 9A – Da'Shawn Hand, 14 – Deionte Thompson, 15 – JK Scott, 16 – T.J. Simmons, 17 – Cam Sims, 18 – Cooper Bateman, 25 – Josh Jacobs, 30 – Mack Wilson, 31 – Keaton Anderson, 33 – Anfernee Jennings, 34 – Damien Harris, 39 – Levi Wallace, 42 – Keith Holcombe, 47 – Christian Miller, 55 – Cole Mazza, 56 – Tim Williams, 69 – Joshua Frazier, 81 – Derek Kief, 84 – Hale Hentges, 87 – Miller Forristall, 89 – Brandon Greene, 99 – Adam Griffith.

2016

**CFP NATIONAL
CHAMPIONSHIP -
ARIZONA**

2016 CFP NATIONAL CHAMPIONSHIP - ARIZONA



NATIONAL CHAMPIONSHIP

ARIZONA 2016

**2016 College Football Playoff
National Championship**
University of Phoenix Stadium
Glendale, Arizona - January 11, 2016

Attendance: 75,765

Kickoff Time: 6:33 p.m. MT

End of Game: 10:18 p.m. MT

Total Elapsed Time: 3:45

Offensive Player of the Game:

O.J. Howard, Jr., TE, Alabama

Defensive Player of the Game:

Eddie Jackson, Jr., DB, Alabama

Score by Quarters	1	2	3	4	Score
#2 Alabama (14-1)	7	7	7	24	45
#1 Clemson (14-1)	14	0	10	16	40

SCORING SUMMARY

QTR	TIME	TEAM	SCORING PLAY	DRIVE
1st	07:55	Alabama	Derrick Henry 50 yd run (Adam Griffith kick)	3-59 0:55
	05:18	Clemson	Hunter Renfrow 31 yd pass from Deshaun Watson (Greg Huegel kick)	6-54 2:29
	00:00	Clemson	Hunter Renfrow 11 yd pass from Deshaun Watson (Greg Huegel kick)	7-73 2:17
2nd	09:35	Alabama	Derrick Henry 1 yd run (Adam Griffith kick)	7-42 2:23
3rd	12:53	Alabama	O.J. Howard 53 yd pass from Jake Coker (Adam Griffith kick)	3-64 0:53
	10:10	Clemson	Greg Huegel 37 yd field goal	9-55 2:43
4th	04:48	Clemson	Wayne Gallman 1 yd run (Greg Huegel kick)	9-60 3:38
	10:34	Alabama	Adam Griffith 33 yd field goal	8-64 2:33
	09:45	Alabama	O.J. Howard 51 yd pass from Jake Coker (Adam Griffith kick)	2-50 0:49
	07:47	Clemson	Greg Huegel 31 yd field goal	6-61 1:58
	07:31	Alabama	Kenyan Drake 95 yd kickoff return (Adam Griffith kick)	
	04:40	Clemson	Artavis Scott 15 yd pass from Deshaun Watson (Deshaun Watson rush failed)	8-75 2:51
	01:07	Alabama	Derrick Henry 1 yd run (Adam Griffith kick)	8-75 3:33
00:12	Clemson	Jordan Leggett 24 yd pass from Deshaun Watson (Greg Huegel kick)	6-68 0:50	

FINAL STATISTICS

	CLEMSON	ALABAMA	CLEMSON	ALABAMA
First downs	31	16	Punt Returns-Yards	1-3 1-9
Rushing	8	10	Kickoff Returns-Yards	6-130 3-57
Passing	19	5	Punts (Number-Avg)	9-38.3 11-43.9
Penalty	4	1	Fumbles-Lost	2-2 1-0
Rushes-Yards	42-91	34-22	Sacks By:	0-0 4-25
Passing Yards	420	155	(Number-Yards)	
Passes Comp-Att-Int	36-57-0	14-32-0	Penalties-Yards	3-35 9-82
Total Offense	99-511	66-376	3rd Down Conversions	7 of 18 2 of 15
(Plays-Yards)			4th Down Conversions	0 of 1 1 of 1

COLLEGE FOOTBALL PLAYOFF

2016 CFP NATIONAL CHAMPIONSHIP - ARIZONA

INDIVIDUAL STATISTICS

Rushing: Alabama – Derrick Henry, 36-158, 3 TD; Kenyan Drake, 1-1; Jake Coker, 8- -20. Clemson – Deshaun Watson, 20-73; Wayne Gallman, 14-45, 1 TD; Artavis Scott, 2-19; Zac Brooks, 1-4; Ray-Ray McCloud, 1-4.

Passing: Alabama – Jake Coker, 16-25-0, 335, 2 TD. Clemson – Deshaun Watson, 30-47-1, 405, 4 TD.

Receiving: Alabama – Calvin Ridley, 6-14; O.J. Howard, 5-208, 2 TD; ArDarius Stewart, 2-63; Kenyan Drake, 2-21; Richard Mullaney, 1-29. Clemson – Hunter Renfrow, 7-88, 2 TD; Charone Peake, 6-99; Jordan Leggett, 5-78, 1 TD; Zac Brooks, 4-39; Artavis Scott, 4-33, 1 TD; Wayne Gallman, 3-61; Ray-Ray McCloud, 1-7.

Punting: Alabama – JK Scott, 7-297, 42.4. Clemson – Andy Teasdall, 6-265, 44.2.

Returns: Alabama – Punt: Cyrus Jones, 1-12; Kickoff: Kenyan Drake, 5-195; Intercept: Eddie Jackson, 1-0. Clemson – Punt: Artavis Scott, 2-22; Kickoff: Artavis Scott, 2-59; Milan Richard, 1-9; Intercept: None.

Field Goals: Alabama – Adam Griffith, 1-2 (44 Missed, 33 Good). Clemson – Greg Huegel, 2-3 (44 Missed, 37 Good, 31 Good).

Tackles: (Solo-Assist-Total, Sacks-Yds, TFL-Yds) Alabama – Geno Matias-Smith (11-0-11, 0, 0); Reuben Foster (8-1-9, 0, 1.0-5); Cyrus Jones (4-1-5, 0, 0); Reggie Ragland (4-1-5, 0, 0); Marlon Humphrey (3-2-5, 0, 1.0-2); Minkah Fitzpatrick (3-1-4, 0, 0); Da'Shawn Hand (3-1-4, 0, 2.0-6); Dillon Lee (3-0-3, 0, 0); Rashaan Evans (3-0-3, 2.0-14, 2.0-14); A'Shawn Robinson (2-1-3, 0, 0); Eddie Jackson (2-1-3, 0, 0); Denzel Davall (2-1-3, 0, 0); Dalvin Tomlinson (1-0-1, 0, 0); Jarran Reed (1-0-1, 0, 0); D.J. Pettway (1-0-1, 0, 1.0-1); Adam Griffith (1-0-1, 0, 0); Maurice Smith (1-0-1, 0, 0); Ronnie Harrison (1-0-1, 0, 0); Keith Holcombe (0-1-1, 0, 0); Bradley Sylve (0-1-1, 0, 0). Clemson – T.J. Green (6-5-11); B.J. Goodson (10-0-10); Kevin Dodd (7-0-7); Travis Blanks (4-0-4); D.J. Reader (3-1-4);

Tackles (continued): Shaq Lawson (3-1-4); Cordrea Tankersley (2-2-4); Ben Boulware (2-1-3); Christian Wilkins (1-2-3); Jayron Kearse (2-0-2); Mackensie Alexander (2-0-2); Dorian O'Daniel (1-1-2); Austin Bryant (1-1-2); Carlos Watkins (1-1-2); Greg Huegel (1-0-1); Scott Pagano (1-0-1); J.D. Davis (1-0-1); Mark Fields (0-1-1); Van Smith (0-1-1); Adrian Baker (0-1-1).

GAME RECAP

The second national championship game of the College Football Playoff era was a thriller, as the No. 2 Alabama Crimson Tide claimed the program's 16th national title, defeating the No. 1 Clemson Tigers, 45-40, at University of Phoenix Stadium in Glendale, Arizona.

In a game in which offense would be pivotal, Clemson quarterback and Heisman finalist Deshaun Watson would set the record for most total yards in national championship game history, putting up 478 yards against the Crimson Tide – a feat that would be overshadowed by performances from Alabama's biggest offensive threats. Heisman Trophy winner Derrick Henry rushed for 158 yards on 36 carries and three touchdowns, while O.J. Howard had five receptions for 208 yards and two touchdowns en route to earning Offensive Player of the Game.

Tied 14-14 at the half, Alabama's special teams unit provided the boost the Crimson Tide needed to roll past the Tigers. A kickoff return for a touchdown, the team's sixth special-teams touchdown of the season (tied for most in the FBS), a blocked field goal in the second quarter and a game-changing onside kick recovery with 10:34 left in the fourth quarter put the Tide in front to stay.

The victory marked Alabama's fourth national championship in seven years.

COLLEGE FOOTBALL PLAYOFF

2016 CFP NATIONAL CHAMPIONSHIP - ARIZONA

STARTING LINEUPS

#2 ALABAMA CRIMSON TIDE

POS.	NO.	OFFENSE
LT	74	Cam Robinson
LG	71	Ross Pierschbacher
C	70	Ryan Kelly
RG	50	Alphonse Taylor
RT	76	Dominick Jackson
TE	88	O.J. Howard
QB	14	Jake Coker
RB	2	Derrick Henry
WR	13	ArDarius Stewart
WR	3A	Calvin Ridley
WR	16	Richard Mullaney

POS.	NO.	DEFENSE
DL	86	A'Shawn Robinson
DL	93	Jonathan Allen
DL	90	Jarran Reed
JACK	30	Denzel Devall
CB	29	Minkah Fitzpatrick
MIKE	19	Reggie Ragland
WILL	10	Reuben Foster
CB	5	Cyrus Jones
CB	26	Marlon Humphrey
SS	4	Eddie Jackson
FS	24	Geno Matias-Smith

Reserves

1B – Ronnie Harrison, 3 – Bradley Sylve, 9B – Da’Ron Payne, 9A – Bo Scarbrough, 9 – Da’Shawn Hand, 15 – JK Scott, 17 – Kenyan Drake, 18 – Cooper Bateman, 20 – Shaun Dion Hamilton, 21 – Maurice Smith, 22 – Ryan Anderson, 25 – Dillon Lee, 32 – Rashaan Evans, 33 – Derrick Gore, 34 – Damien Harris, 42 – Keith Holcombe, 46 – Michael Nysewander, 47 – Christian Miller, 54 – Dalvin Tomlinson, 55 – Cole Mazza, 56 – Tim Williams, 57 – D.J. Pettway, 58 – Brandon Greene, 75 – Bradley Bozeman, 81 – Derek Kief, 84 – Hale Hentges, 94 – Dakota Ball, 95 – Darren Lake, 99 – Adam Griffith.

#1 CLEMSON TIGERS

POS.	NO.	OFFENSE
LT	75	Mitch Hyatt
LG	78	Eric Mac Lain
C	57	Jay Guillermo
RG	55	Tyrone Crowder
RT	73	Joe Gore
TE	16	Jordan Leggett
WR	13	Hunter Renfrow
QB	4	Deshaun Watson
RB	9	Wayne Gallman
WR	3	Artavis Scott
WR	19	Charone Peake

POS.	NO.	DEFENSE
DE	98	Kevin Dodd
DT	94	Carlos Watkins
DT	48	D.J. Reader
DE	90	Shaq Lawson
SLB	11	Travis Blanks
MLB	44	B.J. Goodson
WLB	10	Ben Boulware
CB	2	Mackensie Alexander
SS	1	Jayron Kears
FS	15	T.J. Green
CB	25	Cordrea Tankersley

Reserves

1T – Trevion Thompson, 2F – Mark Fields, 2A – Adrian Baker, 3J – Kendall Joseph, 4W – Garrett Williams, 5F – Justin Falcinelli, 5 – Germone Hopper, 6 – Dorian O’Daniel, 8 – Deon Cain, 8R – Seth Ryan, 17 – Jefferie Gibson, 18 – Jadar Johnson, 21 – C.J. Davidson, 23 – Van Smith, 24 – Zac Brooks, 27 – C.J. Fuller, 29 – Marcus Edmond, 30 – Jalen Williams, 31 – Ryan Carter, 32 – Andy Teasdall, 33 – J.D. Davis, 34 – Ray-Ray McCloud, 37 – Judah Davis, 40 – Roderick Byers, 42 – Christian Wilkins, 49 – Richard Yeargin, 51 – Taylor Hearn, 56 – Scott Pagano, 69 – Maverick Morris, 76 – Jim Brown, 80 – Milan Richard, 81 – Stanton Seckinger, 84 – Cannon Smith, 87 – D.J. Greenlee, 91 – Austin Bryant, 92 – Greg Huegel.

2015

**CFP NATIONAL
CHAMPIONSHIP -
NORTH TEXAS**

2015 CFP NATIONAL CHAMPIONSHIP - NORTH TEXAS



NATIONAL CHAMPIONSHIP

NORTH TEXAS 2015

**2015 College Football Playoff
National Championship**
AT&T Stadium
Arlington, Texas – January 12, 2015

Attendance: 85,689

Kickoff Time: 7:33 p.m. CT

End of Game: 11:10 p.m. CT

Total Elapsed Time: 3:37

Offensive Player of the Game:

Ezekiel Elliott, So., RB, Ohio State

Defensive Player of the Game:

Tyvis Powell, So., S, Ohio State

Score by Quarters	1	2	3	4	Score
#4 Ohio State (14-1)	14	7	7	14	42
#2 Oregon (13-2)	7	3	10	0	20

SCORING SUMMARY

QTR	TIME	TEAM	SCORING PLAY	DRIVE
1st	12:21	Oregon	Keanon Lowe 7 yd pass from Marcus Mariota (Aidan Schneider kick)	11-75 (2:39)
	04:36	Ohio State	Ezekiel Elliott 33 yd run (Sean Nuernberger kick)	10-97 (3:16)
	01:08	Ohio State	Nick Vannett 1 yd pass from Cardale Jones (Sean Nuernberger kick)	4-46 (1:27)
2nd	04:49	Ohio State	Cardale Jones 1 yd run (Sean Nuernberger kick)	6-49 (2:16)
	00:48	Oregon	Aidan Schneider 26 yd field goal	12-66 (4:01)
3rd	11:23	Oregon	Byron Marshall 70 yd pass from Marcus Mariota (Aidan Schneider kick)	1-70 (0:10)
	06:39	Oregon	Aidan Schneider 23 yd field goal	6-17 (1:42)
	00:00	Ohio State	Ezekiel Elliott 9 yd run (Sean Nuernberger kick)	12-75 (6:39)
4th	09:44	Ohio State	Ezekiel Elliott 2 yd run (Sean Nuernberger kick)	9-76 (4:13)
	00:28	Ohio State	Ezekiel Elliott 1 yd run (Sean Nuernberger kick)	5-14 (2:17)

FINAL STATISTICS

	OHIO STATE	OREGON
First downs	28	20
Rushing	18	7
Passing	8	13
Penalty	2	0
Rushes-Yards	61-296	33-132
Passing Yards	242	333
Passes Comp-Att-Int	16-23-1	24-38-1
Total Offense (Plays-Yards)	84-538	71-465

	OHIO STATE	OREGON
Punt Returns-Yards	3-32	0-0
Kickoff Returns-Yards	1-23	4-52
Punts (Number-Avg)	3-42.0	6-40.0
Fumbles-Lost	3-3	1-0
Sacks By (Number-Yards)	2-6	1-17
Penalties-Yards	5-30	10-76
3rd Down Conversions	8 of 15	2 of 12
4th Down Conversions	3 of 3	0 of 2

COLLEGE FOOTBALL PLAYOFF

2015 CFP NATIONAL CHAMPIONSHIP - NORTH TEXAS

INDIVIDUAL STATISTICS

Rushing: Ohio State – Ezekiel Elliott, 36-246, 4 TD; Cardale Jones, 21-38, 1 TD; Curtis Samuel, 1-6; Jalin Marshall, 2-3; Corey Smith, 1-3. Oregon – Thomas Tyner, 12-62; Marcus Mariota, 10-39; Royce Freeman, 10-22; Byron Marshall, 1-9.

Passing: Ohio State – Cardale Jones, 16-23-1, 242, 1 TD. Oregon – Marcus Mariota, 24-37-1, 333, 2 TD; Jeff Lockie, 0-1-0, 0.

Receiving: Ohio State – Jalin Marshall, 5-52; Michael Thomas, 4-53; Corey Smith, 2-76; Nick Vannett, 2-9, 1 TD; Devin Smith, 1-45; Curtis Samuel, 1-8, Ezekiel Elliott 1- -1. Oregon – Byron Marshall, 8-169, 1 TD; Evan Baylis, 5-25; Dwayne Stanford, 4-61; Keanon Lowe, 3-55, 1 TD; Charles Nelson, 2-21; Thomas Tyner, 2-2.

Punting: Ohio State – Cameron Johnston, 3-126, 42.0. Oregon – Ian Wheeler, 6-240, 40.0.

Returns: Ohio State – Punt: Jalin Marshall, 3-32; Kickoff: Curtis Samuel, 1-23; Intercept: Eli Apple, 1-8. Oregon – Punt: None; Kickoff: Charles Nelson, 4-52; Intercept: Danny Mattingly, 1-0.

Field Goals: Ohio State – None. Oregon – Aidan Schneider, 2-2 (26 Good, 23 Good).

Tackles: (Solo-Assist-Total, Sacks-Yds, TFL-Yds) Ohio State – Tyvis Powell (5-4-9, 0, 0); Darron Lee (4-4-8, 0, 0); Eli Apple (5-2-7, 0, 0); Curtis Grant (5-1-6, 0, 0); Vonn Bell (3-3-6, 1.0-1, 1.0-1); Joshua Perry (2-4-6, 0, 0); Doran Grant (4-1-5, 0, 1.0-1); Raekwon McMillan (3-2-5, 0, 0.5-2); Adolphus Washington (1-2-3, 1.0-5, 1.0-5); Joey Bosa (2-0-2, 0, 1.0-2); Tommy Schutt (1-0-1, 0, 0); Steve Miller (1-0-1, 0, 0); Armani Reeves (1-0-1, 0, 0); Chris Worley (1-0-1, 0, 0); Jalin Marshall (1-0-1, 0, 0); Corey Smith (1-0-1, 0, 0); Kyle Clinton (1-0-1, 0, 0); Tyquan Lewis (0-1-1, 0, 0); Rashad Frazier (0-1-1, 0.5-1); Michael Bennett (0-1-1, 0, 0). Oregon – Reggie Daniels (7-2-9, 0, 0); Arik Armstead (5-4-9, 0, 0); DeForest Buckner (5-3-8, 0, 0); Rodney Hardrick (6-1-7, 0, 0); Chris Seisay (5-2-7, 0, 1.0-1); Tony Washington (4-3-7, 0, 0.5-0); Troy Hill (4-1-5, 0, 0); Erick Dargan (4-1-5, 0, 1.0-1); Alex Balducci (3-2-5, 0, 0.5-1); Derrick Malone, Jr. (4-0-4, 0, 0); Joe Walker (3-1-4, 0, 0);

Tackles (continued): Tyson Coleman (1-3-4, 1.0-17, 1.0-17); Danny Mattingly (2-0-2, 0, 1.0-2); Christian French (1-1-2, 0, 0); Charles Nelson (1-0-1, 0, 0); Jimmie Swain (1-0-1, 0, 0); Tyree Robinson (1-0-1, 0, 0); Keanon Lowe (0-1-1, 0, 0); Dwayne Stanford (0-1-1, 0, 0); Ian Wheeler (0-1-1, 0, 0); Sam Kamp (0-1-1, 0, 0).

GAME RECAP

The No. 4 Ohio State Buckeyes claimed the inaugural College Football Playoff National Championship, defeating the No. 2 Oregon Ducks, 42-20, in front of a crowd of 85,689 at AT&T Stadium in Arlington, Texas.

Led by Heisman Trophy winner Marcus Mariota, the Ducks came out charging, putting up 75 yards in 11 plays on the opening drive. However, the Buckeyes and Cardale Jones had different plans on a night that marked just the third career start for the Ohio State quarterback. The redshirt sophomore passed for 242 yards and a touchdown, while helping orchestrate 538 yards of total offense to help the team overcome four turnovers.

Ezekiel Elliott, had a breakout night, running for a career-high 246 yards, setting a championship game (BCS and CFP) record for rushing yards, to go along with four touchdowns on his way to being named the Offensive Player of the Game.

Defensively, Ohio State held Oregon to a season-low 20 points and 465 yards of total offense, almost 100 yards below the team's season average. The Buckeyes also held the Ducks to 132 yards on the ground, over 100 yards fewer than their season average of 241.9. Tyvis Powell was tabbed Defensive Player of the Game after posting nine tackles in the game, including five solo stops and a pass breakup.

Fourteen unanswered points in the fourth quarter sealed Ohio State's fate to become the first national champion of the playoff era, marking the eighth national championship in program history. The Buckeyes' 14 victories on the year tied the NCAA record for most in a season, including a nation's best 13 straight victories.

COLLEGE FOOTBALL PLAYOFF

2015 CFP NATIONAL CHAMPIONSHIP - NORTH TEXAS

STARTING LINEUPS

#4 OHIO STATE BUCKEYES

POS.	NO.	OFFENSE
LT	68	Taylor Decker
LG	54	Billy Price
C	50	Jacoby Boren
RG	65	Pat Elflein
RT	76	Darryl Baldwin
TE	5	Jeff Heurman
WR	6	Evan Spencer
QB	1A	Cardale Jones
RB	15	Ezekiel Elliott
WR	3	Michael Thomas
WR	9	Devin Smith

POS.	NO.	DEFENSE
DE	97	Joey Bosa
DT	92	Adolphus Washington
DT	53	Michael Bennett
DE	88	Steve Miller
SLB	43	Darron Lee
MLB	14	Curtis Grant
WLB	37	Joshua Perry
CB	13	Eli Apple
S	23	Tyvis Powell
S	11	Vonn Bell
CB	12	Doran Grant

Reserves

OA – Erick Smith, OD – Damon Webb, 1E – Cam Burrows, 1F – Rashad Frazier, 2A – Raekwon McMillan, 2 – Dontre Wilson, 4 – Curtis Samuel, 4B – Chris Rock, 17 – Jalin Marshall, 19 – Gareon Conley, 20 – Ron Tanner, 25 – Bri'onte Dunn, 26 – Armani Reeves, 28 – Warren Ball, 33 – Dante Booker, 35 – Chris Worley, 38 – Craig Fada, 39 – Kyle Clinton, 41 – Bryce Haynes, 48 – Joe Burger, 52 – Donovan Munger, 55 – Cam Williams, 57 – Chase Farris, 59 – Tyquan Lewis, 72 – Chris Carter, 73 – Antonio Underwood, 80 – Noah Brown, 81 – Nick Vannett, 84 – Corey Smith, 85 – Marcus Baugh, 90 – Tommy Schutt, 95 – Cameron Johnston, 96 – Sean Nuernberger.

#2 OREGON DUCKS

POS.	NO.	OFFENSE
LT	75	Jake Fisher
LG	54	Hamani Stevens
C	5E	Hroniss Grasu
RG	78	Cameron Hunt
RT	73	Tyrell Crosby
TE	81	Evan Baylis
QB	8	Marcus Mariota
RB	24	Thomas Tyner
WR	9	Byron Marshall
WR	7	Keanon Lowe
WR	85	Dwayne Stanford

POS.	NO.	DEFENSE
DE	01	Arik Armstead
NG	56	Alex Balducci
DE	44	DeForest Buckner
OLB	91	Tony Washington
ILB	48	Rodney Hardrick
ILB	22	Derrick Malone, Jr.
OLB	33	Tyson Coleman
CB	12	Chris Seisay
DB	4	Erick Dargan
S	0H	Reggie Daniels
CB	13	Troy Hill

Reserves

1B – Taylor Alie, 1G – Jeff Lockie, 2 – Tyree Robinson, 3 – Dior Mathis, 6 – Charles Nelson, 10 – Johnathan Loyd, 17 – Juwaan Williams, 18 – Jimmie Swain, 21 – Royce Freeman, 31 – Kenny Bassett, 35 – Joe Walker, 38 – Ian Wheeler, 41 – Aidan Schneider, 45 – T.J. Daniel, 46 – Danny Mattingly, 49 – Matt Wogan, 51 – Isaac Ava, 55 – Tui Talia, 58 – Tanner Carew, 62 – Matt Pierson, 76 – Jake Pisarcik, 82 – Zac Schuller, 83 – Johnny Mundt, 86 – Torrodne Prevot, 92 – Henry Mondeaux, 96 – Christian French, 99 – Sam Kamp.

COLLEGE FOOTBALL PLAYOFF RECORDS

INDIVIDUAL RECORDS

RUSHING

MOST RUSHING ATTEMPTS, SEMIFINALS

- 26, Rodney Anderson, Oklahoma vs. Georgia, Rose, Jan. 1, 2018 (201 yards, 2 TD)
- 26, Wayne Gallman, Clemson vs. Oklahoma, Orange, Dec. 31, 2015 (150 yards, 2 TD)
- 24, Deshaun Watson, Clemson vs. Oklahoma, Orange, Dec. 31, 2015 (145 yards, 1 TD)
- 20, Ezekiel Elliott, Ohio State vs. Alabama, Sugar, Jan. 1, 2015 (230 yards, 2 TD)
- 20, Derrick Henry, Alabama vs. Michigan State, Cotton, Dec. 31, 2015 (75 yards, 2 TD)

MOST RUSHING ATTEMPTS, NATIONAL CHAMPIONSHIP GAME

- 36, Derrick Henry, Alabama vs. Clemson, Arizona, Jan. 11, 2016 (158 yards, 3 TD)
- 36, Ezekiel Elliott, Ohio State vs. Oregon, North Texas, Jan. 12, 2015 (246 yards, 4 TD)
- 21, Deshaun Watson, Clemson vs. Alabama, Tampa, Jan. 9, 2017 (43 yards, 1 TD)
- 21, Cardale Jones, Ohio State vs. Oregon, North Texas, Jan. 12, 2015 (38 yards, 1 TD)
- 20, Deshaun Watson, Clemson vs. Alabama, Arizona, Jan. 11, 2016 (73 yards, 0 TD)

MOST RUSHING ATTEMPTS, TWO-GAME

- 56, Ezekiel Elliott, Ohio State, Sugar & NCG, 2014 season (476 yards, 6 TD)
- 56, Derrick Henry, Alabama, Cotton & NCG, 2015 season (233 yards, 5 TD)
- 44, Deshaun Watson, Clemson, Orange & NCG, 2015 season (218 yards, 1 TD)
- 40, Wayne Gallman, Clemson, Orange & NCG, 2015 season (195 yards, 3 TD)
- 38, Cardale Jones, Ohio State, Sugar & NCG, 2014 season (81 yards, 1 TD)

MOST RUSHING YARDS IN A HALF, SEMIFINALS

- 142, J.K. Dobbins, Ohio State vs. Clemson, Fiesta, Dec. 28, 2019 (9 attempts, first half)
- 125, Rodney Anderson, Oklahoma vs. Georgia, Rose, Jan. 1, 2018 (13 attempts, first half)
- 120, Deshaun Watson, Clemson vs. Oklahoma, Orange, Dec. 31, 2015 (14 attempts, first half)
- 117, Ezekiel Elliott, Ohio State vs. Alabama, Sugar, Jan. 1, 2015 (12 attempts, first half)
- 113, Ezekiel Elliott, Ohio State vs. Alabama, Sugar, Jan. 1, 2015 (8 attempts, second half)

MOST RUSHING YARDS IN A HALF, NATIONAL CHAMPIONSHIP GAME

- 148, Ezekiel Elliott, Ohio State vs. Oregon, North Texas, Jan. 12, 2015 (25 attempts, second half)
- 128, Derrick Henry, Alabama vs. Clemson, Arizona, Jan. 11, 2016 (20 attempts, first half)
- 98, Ezekiel Elliott, Ohio State vs. Oregon, North Texas, Jan. 12, 2015 (11 attempts, first half)
- 76, Bo Scarbrough, Alabama vs. Clemson, Tampa, Jan. 9, 2017 (12 attempts, first half)
- 64, Travis Etienne, Clemson vs. LSU, New Orleans, Jan. 13, 2020 (10 attempts, first half)
- 64, Najee Harris, Alabama vs. Georgia, Atlanta, Jan. 8, 2018 (6 attempts, second half)

MOST RUSHING YARDS BY A QUARTERBACK, SEMIFINALS

- 145, Deshaun Watson, Clemson vs. Oklahoma, Orange, Dec. 31, 2015 (24 attempts)
- 109, Kyler Murray, Oklahoma vs. Alabama, Orange, Dec. 29, 2018 (17 attempts)
- 107, Trevor Lawrence, Clemson vs. Ohio State, Fiesta, Dec. 28, 2019 (16 attempts)
- 62, Marcus Mariota, Oregon vs. Florida State, Rose, Jan. 1, 2015 (8 attempts)
- 57, Deshaun Watson, Clemson vs. Ohio State, Fiesta, Dec. 31, 2016 (15 attempts)

MOST RUSHING YARDS BY A QUARTERBACK, NATIONAL CHAMPIONSHIP GAME

- 73, Deshaun Watson, Clemson vs. Alabama, Arizona, Jan. 11, 2016 (20 attempts)
- 63, Jalen Hurts, Alabama vs. Clemson, Tampa, Jan. 9, 2017 (10 attempts)
- 58, Joe Burrow, LSU vs. Clemson, New Orleans, Jan. 13, 2020 (14 attempts)
- 49, Trevor Lawrence, Clemson vs. LSU, New Orleans, Jan. 13, 2020 (10 attempts)
- 47, Jalen Hurts, Alabama vs. Georgia, Atlanta, Jan. 8, 2018 (6 attempts)

INDIVIDUAL RECORDS

MOST RUSHING YARDS BY A QUARTERBACK, TWO-GAME

- 218, Deshaun Watson, Clemson, Orange & NCG, 2015 season (44 attempts)
 156, Trevor Lawrence, Clemson, Fiesta & NCG, 2019 season (26 attempts)
 113, Jalen Hurts, Alabama, Peach & NCG, 2016 season (29 attempts)
 101, Marcus Mariota, Oregon, Rose & NCG, 2014 season (18 attempts)
 100, Deshaun Watson, Clemson, Fiesta & NCG, 2016 season (36 attempts)
 87, Jalen Hurts, Alabama, Sugar & NCG, 2017 season (17 attempts)

MOST NET YARDS RUSHING, SEMIFINALS

- 230, Ezekiel Elliott, Ohio State vs. Alabama, Sugar, Jan. 1, 2015 (20 attempts, 2 TD)
 201, Rodney Anderson, Oklahoma vs. Georgia, Rose, Jan. 1, 2018 (26 attempts, 2 TD)
 181, Sony Michel, Georgia vs. Oklahoma, Rose, Jan. 1, 2018 (11 attempts, 3 TD)
 180, Bo Scarbrough, Alabama vs. Washington, Peach, Dec. 31, 2016 (19 attempts, 2 TD)
 174, J.K. Dobbins, Ohio State vs. Clemson, Fiesta, Dec. 28, 2019 (18 attempts, 1 TD)

MOST NET YARDS RUSHING, NATIONAL CHAMPIONSHIP GAME

- 246, Ezekiel Elliott, Ohio State vs. Oregon, North Texas, Jan. 12, 2015 (36 attempts, 4 TD)
 158, Derrick Henry, Alabama vs. Clemson, Arizona, Jan. 11, 2016 (36 attempts, 3 TD)
 110, Clyde Edwards-Helaire, LSU vs. Clemson, New Orleans, Jan. 13, 2020 (16 attempts, 0 TD)
 98, Sony Michel, Georgia vs. Alabama, Atlanta, Jan. 8, 2018 (14 attempts, 0 TD)
 93, Bo Scarbrough, Alabama vs. Clemson, Tampa, Jan. 9, 2017 (16 attempts, 2 TD)

MOST NET YARDS RUSHING, TWO-GAME

- 476, Ezekiel Elliott, Ohio State, Sugar & NCG, 2014 season (56 attempts, 6 TD)
 279, Sony Michel, Georgia, Rose & NCG, 2017 season (25 attempts, 3 TD)
 273, Bo Scarbrough, Alabama, Peach & NCG, 2016 season (35 attempts, 4 TD)
 233, Derrick Henry, Alabama, Cotton & NCG, 2015 season (56 attempts, 5 TD)
 218, Deshaun Watson, Clemson, Orange & NCG, 2015 season (44 attempts, 1 TD)

PASSING

MOST PASSING ATTEMPTS, SEMIFINALS

- 46, Justin Fields, Ohio State vs. Clemson, Fiesta, Dec. 28, 2019 (30-46-2, 320 yards, 1 TD)
 45, Jameis Winston, Florida State vs. Oregon, Rose, Jan. 1, 2015 (29-45-1, 348 yards, 1 TD)
 41, Baker Mayfield, Oklahoma vs. Clemson, Orange, Dec. 31, 2015 (26-41-2, 311 yards, 1 TD)
 39, Joe Burrow, LSU vs. Oklahoma, Peach, Dec. 28, 2019 (29-39-0, 493 yards, 7 TD)
 39, Trevor Lawrence, Clemson vs. Notre Dame, Cotton, Dec. 29, 2018 (27-39-0, 327 yards, 3 TD)
 39, Connor Cook, Michigan State vs. Alabama, Cotton, Dec. 31, 2015 (19-39-2, 210 yards, 0 TD)

MOST PASSING ATTEMPTS, NATIONAL CHAMPIONSHIP GAME

- 56, Deshaun Watson, Clemson vs. Alabama, Tampa, Jan. 9, 2017 (36-56-0, 420 yards, 3 TD)
 49, Joe Burrow, LSU vs. Clemson, New Orleans, Jan. 13, 2020 (31-49-0, 463 yards, 5 TD)
 47, Deshaun Watson, Clemson vs. Alabama, Arizona, Jan. 11, 2016 (30-47-1, 405 yards, 4 TD)
 37, Trevor Lawrence, Clemson vs. LSU, New Orleans, Jan. 13, 2020 (18-37-0, 234 yards, 0 TD)
 37, Marcus Mariota, Oregon vs. Ohio State, North Texas, Jan. 12, 2015 (24-37-1, 333 yards, 2 TD)

INDIVIDUAL RECORDS

MOST PASSING ATTEMPTS, TWO-GAME

- 92, Deshaun Watson, Clemson, Fiesta & NCG, 2016 season (59-92-2, 679 yards, 4 TD)
 88, Joe Burrow, LSU, Peach & NCG, 2019 season (60-88-0, 956 yards, 12 TD)
 78, Deshaun Watson, Clemson, Orange & NCG, 2015 season (46-78-2, 592 yards, 5 TD)
 73, Marcus Mariota, Oregon, Rose & NCG, 2014 season (50-73-2, 671 yards, 4 TD)

MOST PASSING YARDS IN A HALF, SEMIFINALS

- 403, Joe Burrow, LSU vs. Oklahoma, Peach, Dec. 28, 2019 (21-27-0, 7 TD, first half)
 264, Trevor Lawrence, Clemson vs. Notre Dame, Cotton, Dec. 29, 2018 (19-26-0, 3 TD, first half)
 224, Tua Tagovailoa, Alabama vs. Clemson, Orange, Dec. 29, 2018 (15-17-0, 2 TD, first half)
 212, Jameis Winston, Florida State vs. Oregon, Rose, Jan. 1, 2015 (16-24-1, 1 TD, second half)
 200, Justin Fields, Ohio State vs. Clemson, Fiesta, Dec. 28, 2019 (18-25-2, 1 TD, second half)

MOST PASSING YARDS IN A HALF, NATIONAL CHAMPIONSHIP GAME

- 291, Jake Coker, Alabama vs. Clemson, Arizona, Jan. 11, 2016 (7-12-0, 2 TD, second half)
 279, Deshaun Watson, Clemson vs. Alabama, Tampa, Jan. 9, 2017 (23-33-0, 3 TD, second half)
 270, Joe Burrow, LSU vs. Clemson, New Orleans, Jan. 13, 2020 (16-28-0, 3 TD, first half)
 243, Deshaun Watson, Clemson vs. Alabama, Arizona, Jan. 11, 2016 (18-29-0, 2 TD, second half)
 197, Trevor Lawrence, Clemson vs. Alabama, Santa Clara, Jan. 7, 2019 (12-21-0, 1 TD, first half)

MOST COMPLETIONS, SEMIFINALS

- 30, Justin Fields, Ohio State vs. Clemson, Fiesta, Dec. 28, 2019 (30-46-2, 320 yards, 1 TD)
 29, Joe Burrow, LSU vs. Oklahoma, Peach, Dec. 28, 2019 (29-39-0, 493 yards, 7 TD)
 29, Jameis Winston, Florida State vs. Oregon, Rose, Jan. 1, 2015 (29-45-1, 348 yards, 1 TD)
 27, Trevor Lawrence, Clemson vs. Notre Dame, Cotton, Dec. 29, 2018 (27-39-0, 327 yards, 3 TD)

MOST COMPLETIONS, NATIONAL CHAMPIONSHIP GAME

- 36, Deshaun Watson, Clemson vs. Alabama, Tampa, Jan. 9, 2017 (36-56-0, 420 yards, 3 TD)
 31, Joe Burrow, LSU vs. Clemson, New Orleans, Jan. 13, 2020 (31-49-0, 463 yards, 5 TD)
 30, Deshaun Watson, Clemson vs. Alabama, Arizona, Jan. 11, 2016 (30-47-1, 405 yards, 4 TD)
 25, Jake Coker, Alabama vs. Clemson, Arizona, Jan. 11, 2016 (16-25-0, 335 yards, 2 TD)
 24, Marcus Mariota, Oregon vs. Ohio State, North Texas, Jan. 12, 2015 (24-37-1, 333 yards, 2 TD)

MOST COMPLETIONS, TWO-GAME

- 60, Joe Burrow, LSU, Peach & NCG, 2019 season (60-88-0, 956 yards, 12 TD)
 59, Deshaun Watson, Clemson, Fiesta & NCG, 2016 season (59-92-2, 679 yards, 4 TD)
 50, Marcus Mariota, Oregon, Rose & NCG, 2014 season (50-73-2, 671 yards, 4 TD)
 47, Trevor Lawrence, Clemson, Cotton & NCG, 2018 season (47-71-0, 674 yards, 6 TD)
 46, Tua Tagovailoa, Alabama, Orange & NCG, 2018 season (46-61-2, 613 yards, 6 TD)
 46, Deshaun Watson, Clemson, Orange & NCG, 2015 season (46-78-2, 592 yards, 5 TD)

MOST CONSECUTIVE COMPLETIONS, SEMIFINALS

- 11, Joe Burrow, LSU vs. Oklahoma, Peach, Dec. 28, 2019
 9, Tua Tagovailoa, Alabama vs. Oklahoma, Orange, Dec. 29, 2018
 9, Jake Fromm, Georgia vs. Oklahoma, Rose, Jan. 1, 2018
 9, Jake Browning, Washington vs. Alabama, Peach, Dec. 31, 2016
 8, 3 others. Last: Tua Tagovailoa, Alabama vs. Oklahoma, Orange, Dec. 29, 2018

INDIVIDUAL RECORDS

**MOST CONSECUTIVE COMPLETIONS,
NATIONAL CHAMPIONSHIP GAME**

- 8, Joe Burrow, LSU vs. Clemson, New Orleans, Jan. 13, 2020
- 7, Deshaun Watson, Clemson vs. Alabama, Tampa, Jan. 9, 2017
- 6, Trevor Lawrence, Clemson vs. Alabama, Santa Clara, Jan. 7, 2019
- 6, Cardale Jones, Ohio State vs. Oregon, North Texas, Jan. 12, 2015
- 6, Deshaun Watson, Clemson vs. Alabama, Arizona, Jan. 11, 2016

**MOST CONSECUTIVE COMPLETIONS,
TWO-GAME**

- 10, Tua Tagovailoa, Alabama, Orange & NCG, 2018 season
- 8, Trevor Lawrence, Clemson, Fiesta & NCG, 2019 season
- 6, Marcus Mariota, Oregon, Rose & NCG, 2014 season

MOST NET YARDS PASSING, SEMIFINALS

- 493, Joe Burrow, LSU vs. Oklahoma, Peach, Dec. 28, 2019 (29-39-0, 7 TD)
- 348, Jameis Winston, Florida State vs. Oregon, Rose, Jan. 1, 2015 (29-45-1, 1 TD)
- 338, Marcus Mariota, Oregon vs. Florida State, Rose, Jan. 1, 2015 (26-36-1, 2 TD)
- 327, Trevor Lawrence, Clemson vs. Notre Dame, Cotton, Dec. 29, 2018 (27-39-0, 3 TD)
- 320, Justin Fields, Ohio State vs. Clemson, Fiesta, Dec. 28, 2019 (30-46-2, 1 TD)

**MOST NET YARDS PASSING,
NATIONAL CHAMPIONSHIP GAME**

- 463, Joe Burrow, LSU vs. Clemson, New Orleans, Jan. 13, 2020 (31-49-0, 5 TD)
- 420, Deshaun Watson, Clemson vs. Alabama, Tampa, Jan. 9, 2017 (36-56-0, 3 TD)
- 405, Deshaun Watson, Clemson vs. Alabama, Arizona, Jan. 11, 2016 (30-47-1, 4 TD)
- 347, Trevor Lawrence, Clemson vs. Alabama, Santa Clara, Jan. 7, 2019 (20-32-0, 3 TD)
- 335, Jake Coker, Alabama vs. Clemson, Arizona, Jan. 11, 2016 (16-25-0, 2 TD)

MOST NET YARDS PASSING, TWO-GAME

- 956, Joe Burrow, LSU, Peach & NCG, 2019 season (60-88-0, 12 TD)
- 679, Deshaun Watson, Clemson, Fiesta & NCG, 2016 season (59-92-2, 4 TD)
- 674, Trevor Lawrence, Clemson, Cotton & NCG, 2018 season (47-71-0, 6 TD)
- 671, Marcus Mariota, Oregon, Rose & NCG, 2014 season (50-73-2, 4 TD)
- 621, Jake Coker, Alabama, Cotton & NCG, 2015 season (41-55-0, 4 TD)

MOST PASSES INTERCEPTED, SEMIFINALS

- 3, Blake Sims, Alabama vs. Ohio State, Sugar, Jan. 1, 2015
- 2, 6 others. Last: Justin Fields, Ohio State vs. Alabama, Fiesta, Dec. 28, 2019

**MOST PASSES INTERCEPTED,
NATIONAL CHAMPIONSHIP GAME**

- 2, Tua Tagovailoa, Alabama vs. Clemson, Santa Clara, Jan. 7, 2019
- 2, Jake Fromm, Georgia vs. Alabama, Atlanta, Jan. 8, 2018
- 1, 2 others. Last: Deshaun Watson, Clemson vs. Alabama, Arizona, Jan. 11, 2016

MOST PASSES INTERCEPTED, TWO-GAME

- 2, Tua Tagovailoa, Alabama, Orange & NCG, 2018 season (both interceptions came in the NCG)
- 2, Jake Fromm, Georgia, Rose & NCG, 2017 season (both interceptions came in the NCG)
- 2, Marcus Mariota, Oregon, Rose & NCG, 2014 season
- 2, Cardale Jones, Ohio State, Sugar & NCG, 2014 season
- 2, Deshaun Watson, Clemson, Orange & NCG, 2015 season

INDIVIDUAL RECORDS

RECEIVING

MOST RECEPTIONS, SEMIFINALS

- 14, Justin Jefferson, LSU vs. Oklahoma, Peach, Dec. 28, 2019 (227 yards, 4 TD)
- 9, Samuel Curtis, Ohio State vs. Clemson, Fiesta, Dec. 31, 2016 (43 yards, 0 TD)
- 9, Amari Cooper, Alabama vs. Ohio State, Sugar, Jan. 1, 2015 (71 yards, 2 TD)
- 8, 3 others. Last: CeeDee Lamb, Oklahoma vs. Alabama, Orange, Dec. 29, 2018 (109 yards, 1 TD)

MOST RECEPTIONS, NATIONAL CHAMPIONSHIP GAME

- 10, Hunter Renfrow, Clemson vs. Alabama, Tampa, Jan. 9, 2017 (92 yards, 2 TD)
- 9, Ja'Marr Chase, LSU vs. Clemson, New Orleans, Jan. 13, 2020 (221 yards, 2 TD)
- 9, Justin Jefferson, LSU vs. Clemson, New Orleans, Jan. 13, 2020 (106 yards, 0 TD)
- 8, Byron Marshall, Oregon vs. Ohio State, North Texas, Jan. 12, 2015 (169 yards, 1 TD)
- 8, Mike Williams, Clemson vs. Alabama, Tampa, Jan. 9, 2017 (94 yards, 1 TD)

MOST RECEPTIONS, TWO-GAME

- 23, Justin Jefferson, LSU, Peach & NCG, 2019 season (333 yards, 4 TD)
- 15, Hunter Renfrow, Clemson, Fiesta & NCG, 2016 season (142 yards, 2 TD)
- 14, Mike Williams, Clemson, Fiesta & NCG, 2016 season (190 yards, 1 TD)
- 14, Calvin Ridley, Alabama, Cotton & NCG, 2015 season (152 yards, 2 TD)
- 13, Byron Marshall, Oregon, Rose & NCG, 2014 season (189 yards, 1 TD)

MOST YARDS RECEIVING, SEMIFINALS

- 227, Justin Jefferson, LSU vs. Oklahoma, Peach, Dec. 28, 2019 (14 receptions, 4 TD)
- 165, Darren Carrington, Oregon vs. Florida State, Rose, Jan. 1, 2015 (7 receptions, 2 TD)
- 148, Justyn Ross, Clemson vs. Notre Dame, Cotton, Dec. 29, 2018 (6 receptions, 2 TD)
- 138, Calvin Ridley, Alabama vs. Michigan State, Cotton, Dec. 31, 2015 (8 receptions, 2 TD)
- 119, CeeDee Lamb, Oklahoma vs. LSU, Peach, Dec. 28, 2019 (4 receptions, 0 TD)

MOST YARDS RECEIVING, NATIONAL CHAMPIONSHIP GAME

- 221, Ja'Marr Chase, LSU vs. Clemson, New Orleans, Jan. 13, 2020 (9 receptions, 2 TD)
- 208, O.J. Howard, Alabama vs. Clemson, Arizona, Jan. 11, 2016 (5 receptions, 2 TD)
- 169, Byron Marshall, Oregon vs. Ohio State, North Texas, Jan. 12, 2015 (8 receptions, 1 TD)
- 153, Justyn Ross, Clemson vs. Alabama, Santa Clara, Jan. 7, 2019 (6 receptions, 1 TD)
- 139, Jerry Jeudy, Alabama vs. Clemson, Santa Clara, Jan. 7, 2019 (5 receptions, 1 TD)

MOST YARDS RECEIVING, TWO-GAME

- 333, Justin Jefferson, LSU, Peach & NCG, 2019 season (23 receptions, 4 TD)
- 301, Justyn Ross, Clemson, Cotton & NCG, 2018 season (12 receptions, 3 TD)
- 282, Ja'Marr Chase, LSU, Peach & NCG, 2019 season (11 receptions, 2 TD)
- 267, O.J. Howard, Alabama, Cotton & NCG, 2015 season (8 receptions, 2 TD)
- 212, Jerry Jeudy, Alabama, Orange & NCG, 2018 season (9 receptions, 2 TD)

MOST RECEIVING YARDS IN A HALF, SEMIFINALS

- 186, Justin Jefferson, LSU vs. Oklahoma, Peach, Dec. 28, 2019 (9 receptions, first half)
- 137, Justyn Ross, Clemson vs. Notre Dame, Cotton, Dec. 29, 2018 (5 receptions, first half)
- 126, Darren Carrington, Oregon vs. Florida State, Rose, Jan. 1, 2015 (4 receptions, second half)
- 99, Thaddeus Moss, LSU vs. Oklahoma, Peach, Dec. 29, 2019 (4 receptions, first half)
- 93, CeeDee Lamb, Oklahoma vs. LSU, Peach, Dec. 28, 2019 (3 receptions, first half)

MOST RECEIVING YARDS IN A HALF, NATIONAL CHAMPIONSHIP GAME

- 183, O.J. Howard, Alabama vs. Clemson, Arizona, Jan. 11, 2016 (4 receptions, second half)
- 162, Ja'Marr Chase, LSU vs. Clemson, New Orleans, Jan. 13, 2020 (6 receptions, first half)
- 129, Justyn Ross, Clemson vs. Alabama, Santa Clara, Jan. 7, 2019 (4 receptions, second half)
- 106, O.J. Howard, Alabama vs. Clemson, Tampa, Jan. 9, 2017 (4 receptions, second half)
- 93, Byron Marshall, Oregon vs. Ohio State, North Texas, Jan. 12, 2015 (2 receptions, second half)

INDIVIDUAL RECORDS

TOTAL OFFENSE

MOST PLAYS, SEMIFINALS

- 60, Justin Fields, Ohio State vs. Clemson, Fiesta, Dec. 28, 2019 (14 rushing, 46 passing)
- 55, Deshaun Watson, Clemson vs. Oklahoma, Orange, Dec. 31, 2015 (24 rushing, 31 passing)
- 55, Kelly Bryant, Clemson vs. Alabama, Sugar, Jan. 1, 2018 (19 rushing, 36 passing)
- 54, Kyler Murray, Oklahoma vs. Alabama, Orange, Dec. 29, 2018 (17 rushing, 37 passing)
- 53, Jameis Winston, Florida State vs. Oregon, Rose, Jan. 1, 2015 (8 rushing, 45 passing)

MOST PLAYS, NATIONAL CHAMPIONSHIP GAME

- 77, Deshaun Watson, Clemson vs. Alabama, Tampa, Jan. 9, 2017 (21 rushing, 56 passing)
- 67, Deshaun Watson, Clemson vs. Alabama, Arizona, Jan. 11, 2016 (20 rushing, 47 passing)
- 63, Joe Burrow, LSU vs. Clemson, New Orleans, Jan. 13, 2020 (14 rushing, 49 passing)
- 47, Trevor Lawrence, Clemson vs. LSU, New Orleans, Jan. 13, 2020 (10 rushing, 37 passing)
- 47, Marcus Mariota, Oregon vs. Ohio State, North Texas, Jan. 12, 2015 (10 rushing, 37 passing)

MOST PLAYS, TWO-GAME

- 128, Deshaun Watson, Clemson, Fiesta & NCG, 2016 season (36 rushing, 92 passing)
- 122, Deshaun Watson, Clemson, Orange & NCG, 2015 season (44 rushing, 78 passing)
- 107, Joe Burrow, LSU, Peach & NCG, 2019 season (19 rushing, 88 passing)
- 96, Trevor Lawrence, Clemson, Fiesta & NCG, 2019 season (26 rushing, 70 passing)
- 96, Cardale Jones, Ohio State, Sugar & NCG, 2014 season (38 rushing, 58 passing)

MOST TOTAL YARDS, SEMIFINALS

- 514, Joe Burrow, LSU vs. Oklahoma, Peach, Dec. 28, 2019 (21 rushing, 493 passing)
- 417, Kyler Murray, Oklahoma vs. Alabama, Orange, Dec. 29, 2018 (109 rushing, 308 passing)
- 400, Marcus Mariota, Oregon vs. Florida State, Rose, Jan. 1, 2015 (62 rushing, 338 passing)
- 366, Trevor Lawrence, Clemson vs. Ohio State, Fiesta, Dec. 28, 2019 (107 rushing, 259 passing)
- 333, 3 others. Last: Justin Fields, Ohio State vs. Clemson, Fiesta, Dec. 28, 2019 (13 rushing, 320 passing)

MOST TOTAL YARDS, NATIONAL CHAMPIONSHIP GAME

- 521, Joe Burrow, LSU vs. Clemson, New Orleans, Jan. 13, 2020 (58 yards rushing, 463 yards passing)
- 478, Deshaun Watson, Clemson vs. Alabama, Arizona, Jan. 11, 2016 (73 yards rushing, 405 yards passing)
- 463, Deshaun Watson, Clemson vs. Alabama, Tampa, Jan. 9, 2017 (43 yards rushing, 420 yards passing)
- 374, Trevor Lawrence, Clemson vs. Alabama, Santa Clara, Jan. 7, 2019 (27 yards rushing, 347 yards passing)
- 372, Marcus Mariota, Oregon vs. Ohio State, North Texas, Jan. 12, 2015 (39 yards rushing, 333 yards passing)

MOST TOTAL YARDS, TWO-GAME

- 1,036, Joe Burrow, LSU, Peach & NCG, 2019 season (80 yards rushing, 956 yards passing)
- 810, Deshaun Watson, Clemson, Orange & NCG, 2015 season (218 yards rushing, 592 yards passing)
- 779, Deshaun Watson, Clemson, Fiesta & NCG, 2016 season (100 yards rushing, 679 yards passing)
- 772, Marcus Mariota, Oregon, Rose & NCG, 2014 season (101 yards rushing, 671 yards passing)
- 707, Trevor Lawrence, Clemson, Cotton & NCG, 2018 season (33 yards rushing, 674 yards passing)

COLLEGE FOOTBALL PLAYOFF

INDIVIDUAL RECORDS

TANDEM OFFENSE

MOST TANDEM PLAYS, SEMIFINALS

- 27, Rodney Anderson, Oklahoma vs. Georgia, Rose, Jan. 1, 2018 (26 rush, 1 reception)
- 24, J.K. Dobbins, Ohio State vs. Clemson, Fiesta, Dec. 28, 2019 (18 rush, 6 receptions)
- 21, Damien Harris, Alabama vs. Clemson, Sugar, Jan. 1, 2018 (19 rush, 2 receptions)
- 21, Ezekiel Elliott, Ohio State vs. Alabama, Sugar, Jan. 1, 2015 (20 rush, 1 reception)
- 21, Derrick Henry, Alabama vs. Michigan State, Cotton, Dec. 31, 2015 (20 rush, 1 reception)

MOST TANDEM PLAYS, NATIONAL CHAMPIONSHIP GAME

- 37, Ezekiel Elliott, Ohio State vs. Oregon, North Texas, Jan. 12, 2015 (36 rush, 1 reception)
- 21, Clyde Edwards-Helaire, LSU vs. Clemson, New Orleans, Jan. 13, 2020 (16 rush, 5 receptions)
- 21, Wayne Gallman, Clemson vs. Alabama, Tampa, Jan. 9, 2017 (18 rush, 3 receptions)
- 20, Travis Etienne, Clemson vs. LSU, New Orleans, Jan. 13, 2020 (15 rush, 5 receptions)
- 19, Nick Chubb, Georgia vs. Alabama, Atlanta, Jan. 8, 2018 (18 rush, 1 reception)

MOST TANDEM PLAYS, TWO-GAME (rushes and receptions in both semi-final and NCG)

- 58, Ezekiel Elliott, Ohio State, Sugar & NCG, 2014 season (56 rush, 2 receptions)
- 40, Wayne Gallman, Clemson, Fiesta & NCG, 2016 season (36 rush, 4 receptions)
- 33, Travis Etienne, Clemson, Fiesta & NCG, 2019 season (25 rush, 8 receptions)
- 31, Josh Jacobs, Alabama, Orange & NCG, 2018 season (26 rush, 5 receptions)
- 30, Travis Etienne, Clemson, Cotton & NCG, 2018 season (28 rush, 2 receptions)

MOST TANDEM YARDS, SEMIFINALS

- 243, Ezekiel Elliott, Ohio State vs. Alabama, Sugar, Jan. 1, 2015 (230 rush, 13 receiving)
- 222, Sony Michel, Georgia vs. Oklahoma, Rose, Jan. 1, 2018 (181 rush, 41 receiving)
- 221, J.K. Dobbins, Ohio State vs. Clemson, Fiesta, Dec. 28, 2019 (174 rush, 47 receiving)
- 199, Rodney Anderson, Oklahoma vs. Georgia, Rose, Jan. 1, 2018 (201 rush, -2 receiving)
- 158, Josh Jacobs, Alabama vs. Oklahoma, Orange, Dec. 29, 2018 (98 rush, 60 receiving)

MOST TANDEM YARDS, NATIONAL CHAMPIONSHIP GAME

- 245, Ezekiel Elliott, Ohio State vs. Oregon, North Texas, Jan. 12, 2015 (246 rush, -1 receiving)
- 164, Clyde Edwards-Helaire, LSU vs. Clemson, New Orleans, Jan. 13, 2020 (110 rush, 54 receiving)
- 114, Travis Etienne, Clemson vs. LSU, New Orleans, Jan. 13, 2020 (78 rush, 36 receiving)
- 106, Wayne Gallman, Clemson vs. Alabama, Arizona, Jan. 11, 2016 (45 rush, 61 receiving)
- 100, Bo Scarbrough, Alabama vs. Clemson, Tampa, Jan. 9, 2017 (93 rush, 7 receiving)

MOST TANDEM YARDS, TWO-GAME (rushes and receptions in both semi-final and NCG)

- 488, Ezekiel Elliott, Ohio State, Sugar & NCG, 2014 season (476 rush, 12 receiving)
- 248, Travis Etienne, Clemson, Fiesta & NCG, 2019 season (114 rush, 134 receiving)
- 221, Josh Jacobs, Alabama, Orange & NCG, 2018 season (145 rush, 76 receiving)
- 208, Travis Etienne, Clemson, Cotton & NCG, 2018 season (195 rush, 13 receiving)
- 198, Byron Marshall, Oregon, Rose & NCG, 2014 season (9 rush, 189 receiving)

INDIVIDUAL RECORDS

SCORING

MOST POINTS, SEMIFINALS

- 24, Justin Jefferson, LSU vs. Oklahoma, Peach, Dec. 28, 2019 (4 rec TD)
- 24, Sony Michel, Georgia vs. Oklahoma, Rose, Jan. 1, 2018 (3 rush TD, 1 rec TD)
- 12, 16 others. Last: Jalen Hurts, Oklahoma vs. LSU, Peach, Dec. 28, 2019 (2 rush TD)

MOST POINTS, NATIONAL CHAMPIONSHIP GAME

- 24, Ezekiel Elliott, Ohio State vs. Oregon, North Texas, Jan. 12, 2015 (4 rush TD)
- 18, Derrick Henry, Alabama vs. Clemson, Arizona, Jan. 11, 2016 (3 rush TD)
- 18, Travis Etienne, Clemson vs. Alabama, Santa Clara, Jan. 7, 2019 (2 rush TD, 1 rec. TD)

MOST POINTS, TWO-GAME

- 36, Ezekiel Elliott, Ohio State, Sugar & NCG, 2014 season (6 rush TD)
- 30, Derrick Henry, Alabama, Cotton & NCG, 2015 season (5 rush TD)

MOST POINTS RUSHING, SEMIFINALS

- 18, Sony Michel, Georgia vs. Oklahoma, Rose, Jan. 1, 2018 (3 TD)
- 12, 10 others. Last: Jalen Hurts, Oklahoma vs. LSU, Peach, Dec. 28, 2019 (2 rush TD)

MOST POINTS RUSHING, NATIONAL CHAMPIONSHIP GAME

- 24, Ezekiel Elliott, Ohio State vs. Oregon, North Texas, Jan. 12, 2015 (4 TD)
- 18, Derrick Henry, Alabama vs. Clemson, Arizona, Jan. 11, 2016 (3 TD)
- 12, Travis Etienne, Clemson vs. Alabama, Santa Clara, Jan. 7, 2019 (2 TD)
- 12, Bo Scarbrough, Alabama vs. Clemson, Tampa, Jan. 9, 2017 (2 TD)

MOST POINTS RUSHING, TWO-GAME

- 36, Ezekiel Elliott, Ohio State, Sugar & NCG, 2014 season (6 TD)
- 30, Derrick Henry, Alabama, Cotton & NCG, 2015 season (5 TD)

MOST POINTS RECEIVING, SEMIFINALS

- 24, Justin Jefferson, LSU vs. Oklahoma, Peach, Dec. 28, 2019 (4 TD)
- 12, 6 others. Last: Terrace Marshall, LSU vs. Oklahoma, Peach, Dec. 28, 2019 (2 TD)
- Travis Etienne, Clemson vs. Ohio State, Fiesta, Dec. 28, 2019 (2 TD)

MOST POINTS RECEIVING, NATIONAL CHAMPIONSHIP GAME

- 12, Ja'Marr Chase, LSU vs. Clemson, New Orleans, Jan. 13, 2020 (2 TD)
- 12, Thaddeus Moss, LSU vs. Clemson, New Orleans, Jan. 13, 2020 (2 TD)
- 12, Hunter Renfrow, Clemson vs. Alabama, Tampa, Jan. 9, 2017 (2 TD)
- 12, O.J. Howard, Alabama vs. Clemson, Arizona, Jan. 11, 2016 (2 TD)
- 12, Hunter Renfrow, Clemson vs. Alabama, Arizona, Jan. 11, 2016 (2 TD)

MOST POINTS RECEIVING, TWO-GAME

- 24, Justin Jefferson, LSU, Peach & NCG, 2019 season (4 TD)
- 18, Terrace Marshall, LSU, Peach & NCG, 2019 season (3 TD)
- 18, Thaddeus Moss, LSU, Peach & NCG, 2019 season (3 TD)
- 18, Justyn Ross, Clemson, Cotton & NCG, 2018 season (3 TD)
- 18, Hunter Renfrow, Clemson, Orange & NCG, 2015 season (3 TD)

MOST POINTS RESPONSIBLE FOR, SEMIFINALS

- 48, Joe Burrow, LSU vs. Oklahoma, Peach, Dec. 28, 2019 (7 pass TD, 1 rush TD)
- 24, Justin Jefferson, LSU vs. Oklahoma, Peach, Dec. 28, 2019 (4 rec. TD)
- 24, Tua Tagovailoa, Alabama vs. Oklahoma, Orange, Dec. 29, 2018 (4 pass TD)
- 24, Sony Michel, Georgia vs. Oklahoma, Rose, Jan. 1, 2018 (3 rush TD and 1 rec TD)
- 18, 5 others. Last: Trevor Lawrence, Clemson vs. Notre Dame, Cotton, Dec. 29, 2018 (3 pass TD)

INDIVIDUAL RECORDS

**MOST POINTS RESPONSIBLE FOR,
NATIONAL CHAMPIONSHIP GAME**

- 36, Joe Burrow, LSU vs. Clemson, New Orleans, Jan. 13, 2020 (5 pass, 1 rush)
- 24, Deshaun Watson, Clemson vs. Alabama, Tampa, Jan. 9, 2017 (3 pass, 1 rush)
- 24, Deshaun Watson, Clemson vs. Alabama, Arizona, Jan. 11, 2016 (4 pass TD)
- 24, Ezekiel Elliott, Ohio State vs. Oregon, North Texas, Jan. 12, 2015 (4 rush TD)
- 18, 4 others. Last: Trevor Lawrence, Clemson vs. Alabama, Santa Clara, Jan. 7, 2019 (3 pass TD)

**MOST POINTS RESPONSIBLE FOR,
TWO-GAME**

- 84, Joe Burrow, LSU, Peach & NCG, 2019 season (12 pass TD, 2 rush TD)
- 42, Deshaun Watson, Clemson, Fiesta & NCG, 2016 season (4 pass TD, 2 rush TD)
- 36, Trevor Lawrence, Clemson, Cotton & NCG, 2018 season (6 pass TD)
- 36, Tua Tagovailoa, Alabama, Orange & NCG, 2018 season (6 pass TD)
- 36, Ezekiel Elliott, Ohio State, Sugar & NCG, 2014 season (6 rush TD)
- 36, Deshaun Watson, Clemson, Orange & NCG, 2015 season (5 pass TD, 1 rush TD)

MOST TOUCHDOWNS, SEMIFINALS

- 4, Justin Jefferson, LSU vs. Oklahoma, Peach, Dec. 28, 2019 (4 rec)
- 4, Sony Michel, Georgia vs. Oklahoma, Rose, Jan. 1, 2018 (3 rush, 1 rec TD)
- 2, 16 others. Last: Jalen Hurts, Oklahoma vs. LSU, Dec. 28, 2019 (2 rush)

**MOST TOUCHDOWNS,
NATIONAL CHAMPIONSHIP GAME**

- 4, Ezekiel Elliott, Ohio State vs. Oregon, North Texas, Jan. 12, 2015 (4 rush)
- 3, Derrick Henry, Alabama vs. Clemson, Arizona, Jan. 11, 2016 (3 rush)
- 3, Travis Etienne, Clemson vs. Alabama, Santa Clara, Jan. 7, 2019 (2 rush TD, 1 rec)

MOST TOUCHDOWNS, TWO-GAME

- 6, Ezekiel Elliott, Ohio State, Sugar & NCG, 2014 season (6 rush)
- 5, Derrick Henry, Alabama, Cotton & NCG, 2015 season (5 rush)

**MOST TOUCHDOWNS RUSHING,
SEMIFINALS**

- 3, Sony Michel, Georgia vs. Oklahoma, Rose, Jan. 1, 2018
- 2, 10 others. Last: Jalen Hurts, Oklahoma vs. LSU, Dec. 28, 2019

**MOST TOUCHDOWNS RUSHING, NATIONAL
CHAMPIONSHIP GAME**

- 4, Ezekiel Elliott, Ohio State vs. Oregon, North Texas, Jan. 12, 2015
- 3, Derrick Henry, Alabama vs. Clemson, Arizona, Jan. 11, 2016

**MOST TOUCHDOWNS RUSHING,
TWO-GAME**

- 6, Ezekiel Elliott, Ohio State, Sugar & NCG, 2014 season
- 5, Derrick Henry, Alabama, Cotton & NCG, 2015 season

**MOST TOUCHDOWNS RECEIVING,
SEMIFINALS**

- 4, Justin Jefferson, LSU vs. Oklahoma, Peach, Dec. 28, 2019
- 2, 6 others. Last: Terrace Marshall, LSU vs. Oklahoma, Peach, Dec. 28, 2019
- Travis Etienne, Clemson vs. Ohio State, Fiesta, Dec. 28, 2019

**MOST TOUCHDOWNS RECEIVING,
NATIONAL CHAMPIONSHIP GAME**

- 2, Ja'Marr Chase, LSU vs. Clemson, New Orleans, Jan. 13, 2020
- 2, Thaddeus Moss, LSU vs. Clemson, New Orleans, Jan. 13, 2020
- 2, O.J. Howard, Alabama vs. Clemson, Arizona, Jan. 11, 2016
- 2, Hunter Renfrow, Clemson vs. Alabama, Tampa, Jan. 9, 2017
- 2, Hunter Renfrow, Clemson vs. Alabama, Arizona, Jan. 11, 2016

INDIVIDUAL RECORDS

**MOST TOUCHDOWNS RECEIVING,
TWO-GAME**

- 4, Justin Jefferson, LSU, Peach & NCG, 2019 season
- 3, Terrace Marshall, LSU, Peach & NCG, 2019 season
- 3, Thaddeus Moss, LSU, Peach & NCG, 2019 season
- 3, Justyn Ross, Clemson, Cotton & NCG, 2018 season
- 3, Hunter Renfrow, Clemson, Orange & NCG, 2015 season

**MOST TOUCHDOWNS PASSING,
SEMIFINALS**

- 7, Joe Burrow, LSU vs. Oklahoma, Peach, Dec. 28, 2019
- 4, Tua Tagovailoa, Alabama vs. Oklahoma, Orange, Dec. 29, 2018
- 3, Trevor Lawrence, Clemson vs. Notre Dame, Cotton, Dec. 29, 2018
- 2, 7 others. Last: Trevor Lawrence, Clemson vs. Ohio State, Fiesta, Dec. 28, 2019

**MOST TOUCHDOWNS PASSING,
NATIONAL CHAMPIONSHIP GAME**

- 5, Joe Burrow, LSU vs. Clemson, New Orleans, Jan. 13, 2020
- 4, Deshaun Watson, Clemson vs. Alabama, Arizona, Jan. 11, 2016
- 3, Trevor Lawrence, Clemson vs. Alabama, Santa Clara, Jan. 7, 2019
- 3, Tua Tagovailoa, Alabama vs. Georgia, Atlanta, Jan. 8, 2018
- 3, Deshaun Watson, Clemson vs. Alabama, Tampa, Jan. 9, 2017

**MOST TOUCHDOWNS PASSING,
TWO-GAME**

- 12, Joe Burrow, LSU, Peach & NCG, 2019 season
- 6, Trevor Lawrence, Clemson, Cotton & NCG, 2018 season
- 6, Tua Tagovailoa, Alabama, Orange & NCG, 2018 season
- 5, Deshaun Watson, Clemson, Orange & NCG, 2015 season
- 4, 3 others. Last: Deshaun Watson, Clemson, Fiesta & NCG, 2016 season

**MOST TOUCHDOWNS RESPONSIBLE FOR,
SEMIFINALS**

- 8, Joe Burrow, LSU vs. Oklahoma, Peach, Dec. 28, 2019 (7 pass, 1 rush)
- 4, Tua Tagovailoa, Alabama vs. Oklahoma, Orange, Dec. 29, 2018 (4 pass)
- 4, Sony Michel, Georgia vs. Oklahoma, Rose, Jan. 1, 2018 (3 rush, 1 rec)
- 3, 3 others. Last: Trevor Lawrence, Clemson vs. Notre Dame, Cotton, Dec. 29, 2018 (3 pass)

**MOST TOUCHDOWNS RESPONSIBLE FOR,
NATIONAL CHAMPIONSHIP GAME**

- 6, Joe Burrow, LSU vs. Clemson, New Orleans, Jan. 13, 2020 (5 pass, 1 rush)
- 4, Deshaun Watson, Clemson vs. Alabama, Tampa, Jan. 9, 2017 (3 pass, 1 rush)
- 4, Deshaun Watson, Clemson vs. Alabama, Arizona, Jan. 11, 2016 (4 pass)
- 4, Ezekiel Elliott, Ohio State vs. Oregon, North Texas, Jan. 12, 2015 (4 rush)
- 3, 4 others. Last: Trevor Lawrence, Clemson vs. Alabama, Santa Clara, Jan. 7, 2019 (3 pass)

**MOST TOUCHDOWNS RESPONSIBLE FOR,
TWO-GAME**

- 14, Joe Burrow, LSU, Peach & NCG, 2019 season (2 rush, 12 pass)
- 7, Deshaun Watson, Clemson, Fiesta & NCG, 2016 season (3 rush, 4 pass)
- 6, 4 others. Last: Trevor Lawrence, Clemson, Cotton & NCG, 2018 season (6 pass)

MOST POINTS BY KICKER, SEMIFINALS

- 13, Greg Huegel, Clemson vs. Oklahoma, Orange, Dec. 31, 2015 (4 PAT, 3 FG)
- 12, Rodrigo Blankenship, Georgia vs. Oklahoma, Rose, Jan. 1, 2018 (6 PAT, 2 FG)
- 12, Austin Seibert, Oklahoma vs. Georgia, Rose, Jan. 1, 2018 (6 PAT, 2 FG)
- 10, Austin Seibert, Oklahoma vs. Alabama, Orange, Dec. 29, 2018 (4 PAT, 2 FG)
- 10, Sean Nuernberger, Ohio State vs. Alabama, Sugar, Jan. 1, 2015 (4 PAT, 2 FG)

INDIVIDUAL RECORDS

**MOST POINTS BY KICKER,
NATIONAL CHAMPIONSHIP GAME**

- 11, Rodrigo Blankenship, Georgia vs. Alabama, Atlanta, Jan. 8, 2018 (2 PAT, 3 FG)
- 10, Greg Huegel, Clemson vs. Alabama, Arizona, Jan. 11, 2016 (4 PAT, 2 FG)
- 9, Adam Griffith, Alabama vs. Clemson, Arizona, Jan. 11, 2016 (6 PAT, 1 FG)
- 8, 2 others. Last: Greg Huegel, Clemson vs. Alabama, Santa Clara, Jan. 7, 2019 (5 PAT, 1 FG)

MOST POINTS BY KICKER, TWO-GAME

- 23, Rodrigo Blankenship, Georgia, Rose & NCG, 2017 season (8 PAT, 5 FG)
- 23, Greg Huegel, Clemson, Orange & NCG, 2015 season (8 PAT, 5 FG)
- 17, Adam Griffith, Alabama, Cotton & NCG, 2015 season (11 PAT, 2 FG)
- 17, Aidan Schneider, Oregon, Rose & NCG, 2014 season (8 PAT, 3 FG)

MOST FIELD GOALS, SEMIFINALS

- 3, Greg Huegel, Clemson vs. Oklahoma, Orange, Dec. 31, 2015 (26 yards, 36 yards, 43 yards)
- 3, Blake Haubeil, Ohio State vs. Clemson, Fiesta, Dec. 28, 2019 (21 yards, 22 yards, 33 yards)
- 2, 5 others. Last: Austin Seibert, Oklahoma vs. Alabama, Orange, Dec. 29, 2018 (26 yards, 26 yards)

**MOST FIELD GOALS,
NATIONAL CHAMPIONSHIP GAME**

- 3, Rodrigo Blankenship, Georgia vs. Alabama, Atlanta, Jan. 8, 2018 (41 yards, 27 yards, 51 yards)
- 2, Andy Pappanastos, Alabama vs. Georgia, Atlanta, Jan. 8, 2018 (43 yards, 30 yards)
- 2, Greg Huegel, Clemson vs. Alabama, Arizona, Jan. 11, 2016 (37 yards, 31 yards)
- 2, Aidan Schneider, Oregon vs. Ohio State, North Texas, Jan. 12, 2015 (26 yards, 23 yards)

MOST FIELD GOALS, TWO-GAME

- 5, Rodrigo Blankenship, Georgia, Rose & NCG, 2017 season
- 5, Greg Huegel, Clemson, Orange & NCG, 2015 season
- 3, Andy Pappanastos, Alabama, Sugar & NCG, 2017 season

MOST PAT, SEMIFINALS

- 9, Cade York, LSU vs. Oklahoma, Peach, Dec. 28, 2019
- 6, 4 others. Last: Joseph Bulovas, Alabama vs. Oklahoma, Orange, Dec. 29, 2018

**MOST PAT,
NATIONAL CHAMPIONSHIP GAME**

- 6, Cade York, LSU vs. Clemson, New Orleans, Jan. 13, 2020
- 6, Adam Griffith, Alabama vs. Clemson, Arizona, Jan. 11, 2016
- 6, Sean Nuernberger, Ohio State vs. Oregon, North Texas, Jan. 12, 2015
- 5, 3 others. Last: Greg Huegel, Clemson vs. Alabama, Santa Clara, Jan. 7, 2019

MOST PAT, TWO-GAME

- 15, Cade York, LSU, Peach & NCG, 2019 season
- 11, Adam Griffith, Alabama, Cotton & NCG, 2015 season
- 10, Sean Nuernberger, Ohio State, Sugar & NCG, 2014 season
- 9, Greg Huegel, Clemson, Fiesta & NCG, 2016 season

TWO-POINT CONVERSIONS, SEMIFINALS

- 1, Tee Higgins, Clemson vs. Ohio State, Fiesta, Dec. 28, 2019 (Rec.)
- 1, Christian French, Oregon vs. Florida State, Rose, Jan. 1, 2015 (Rec.)
- 1, Michael Thomas, Ohio State vs. Alabama, Sugar, Jan. 1, 2015 (Rec.)

**TWO-POINT CONVERSIONS,
NATIONAL CHAMPIONSHIP GAME**

- 1, Amari Rodgers, Clemson vs. LSU, New Orleans, Jan. 13, 2020 (Rec.)

BLOCKED PAT RETURN

INDIVIDUAL RECORDS

RETURNS

MOST PUNT RETURNS, SEMIFINALS

- 5, Cyrus Jones, Alabama vs. Michigan State, Cotton, Dec. 31, 2015 (80 yards)
- 3, Trevon Diggs, Alabama vs. Clemson, Sugar, Jan. 1, 2018 (30 yards)
- 2, 7 others. Last: Garrett Wilson, Ohio State vs. Clemson, Fiesta, Dec. 28, 2019 (3 yards)

MOST PUNT RETURNS, NATIONAL CHAMPIONSHIP GAME

- 5, Trevon Diggs, Alabama vs. Georgia, Atlanta, Jan. 8, 2018 (38 yards)
- 3, Jalin Marshall, Ohio State vs. Oregon, North Texas, Jan. 12, 2015 (32 yards)
- 2, Derek Stingley, LSU vs. Clemson, New Orleans, Jan. 13, 2020 (17 yards)
- 2, Amari Rodgers, Clemson vs. LSU, New Orleans, Jan. 13, 2020 (0 yards)
- 2, Mecole Hardman, Georgia vs. Alabama, Atlanta, Jan. 8, 2018 (34 yards)
- 2, Artavis Scott, Clemson vs. Alabama, Arizona, Jan. 11, 2016 (22 yards)

MOST PUNT RETURNS, TWO-GAME

- 8, Trevon Diggs, Alabama, Sugar & NCG, 2017 season (68 yards)
- 6, Cyrus Jones, Alabama, Cotton & NCG, 2015 season (92 yards)
- 5, Jalin Marshall, Ohio State, Sugar & NCG, 2014 season (42 yards)

MOST PUNT RETURN YARDAGE, SEMIFINALS

- 80, Cyrus Jones, Alabama vs. Michigan State, Cotton, Dec. 31, 2015 (5 attempts)
- 30, Trevon Diggs, Alabama vs. Clemson, Sugar, Jan. 1, 2018 (3 attempts)
- 21, Mecole Hardman, Georgia vs. Alabama, Rose, Jan. 1, 2018 (1 attempt)
- 16, Artavis Scott, Clemson vs. Ohio State, Fiesta, Dec. 31, 2016 (2 attempts)
- 14, Macgarrett Kings, Michigan State vs. Alabama, Cotton, Dec. 31, 2015 (2 attempts)

MOST PUNT RETURN YARDAGE, NATIONAL CHAMPIONSHIP GAME

- 38, Trevon Diggs, Alabama vs. Georgia, Atlanta, Jan. 8, 2018 (5 attempts)
- 34, Mecole Hardman, Georgia vs. Alabama, Atlanta, Jan. 8, 2018 (2 attempts)
- 32, Jalin Marshall, Ohio State vs. Oregon, North Texas, Jan. 12, 2015 (3 attempts)
- 22, Artavis Scott, Clemson vs. Alabama, Arizona, Jan. 11, 2016 (2 attempts)
- 17, Derek Stingley, LSU vs. Clemson, New Orleans, Jan. 13, 2020 (2 attempts)

MOST PUNT RETURN YARDAGE, TWO-GAME

- 92, Cyrus Jones, Alabama, Cotton & NCG, 2015 season (6 attempts)
- 68, Trevon Diggs, Alabama, Sugar & NCG, 2017 season (8 attempts)
- 55, Mecole Hardman, Georgia, Rose & NCG, 2017 season (3 attempts)
- 42, Jalin Marshall, Ohio State, Sugar & NCG, 2014 season (5 attempts)

MOST PUNT RETURNS FOR TOUCHDOWN, SEMIFINALS

- 1, Cyrus Jones, Alabama vs. Michigan State, Cotton, Dec. 31, 2015 (57 yards)

MOST PUNT RETURNS FOR TOUCHDOWN, NATIONAL CHAMPIONSHIP GAME

MOST KICKOFF RETURNS, SEMIFINALS

- 7, Christion Jones, Alabama vs. Ohio State, Sugar, Jan. 1, 2015 (102 yards)
- 6, Kermit Whitfield, Florida State vs. Oregon, Rose, Jan. 1, 2015 (131 yards)
- 4, Travis Etienne, Clemson vs. Alabama, Sugar, Jan. 1, 2018 (65 yards)
- 4, Alex Ross, Oklahoma vs. Clemson, Orange, Dec. 31, 2015 (97 yards)

MOST KICKOFF RETURNS, NATIONAL CHAMPIONSHIP GAME

- 5, Kenyan Drake, Alabama vs. Clemson, Arizona, Jan. 11, 2016 (196 yards)
- 4, Charles Nelson, Oregon vs. Ohio State, North Texas, Jan. 12, 2015 (52 yards)

INDIVIDUAL RECORDS

MOST KICKOFF RETURNS, TWO-GAME

- 5, Mecole Hardman, Georgia, Rose & NCG, 2017 season (95 yards)
- 5, Kenyan Drake, Alabama, Cotton & NCG, 2015 (196 yards) (only returns came in the NCG)
- 4, ArDarius Stewart, Alabama, Peach & NCG, 2016 (87 yards)
- 4, Artavis Scott, Clemson, Orange & NCG, 2015 (94 yards)

MOST KICKOFF RETURN YARDAGE, SEMIFINALS

- 131, Kermit Whitfield, Florida State vs. Oregon, Rose, Jan. 1, 2015 (6 attempts)
- 105, Parris Campbell, Ohio State vs. Clemson, Fiesta, Dec. 31, 2016 (3 attempts)
- 102, Christion Jones, Alabama vs. Ohio State, Sugar, Jan. 1, 2015 (7 attempts)
- 97, Alex Ross, Oklahoma vs. Clemson, Orange, Dec. 31, 2015 (4 attempts)
- 65, Travis Etienne, Clemson vs. Alabama, Sugar, Jan. 1, 2018 (4 attempts)

MOST KICKOFF RETURN YARDAGE, NATIONAL CHAMPIONSHIP GAME

- 196, Kenyan Drake, Alabama vs. Clemson, Arizona, Jan. 11, 2016 (5 attempts)
- 77, Artavis Scott, Clemson vs. Alabama, Tampa, Jan. 9, 2017 (3 attempts)
- 59, Artavis Scott, Clemson vs. Alabama, Arizona, Jan. 11, 2016 (2 attempts)
- 53, C.J. Fuller, Clemson vs. Alabama, Tampa, Jan. 9, 2017 (3 attempts)
- 52, Charles Nelson, Oregon vs. Ohio State, North Texas, Jan. 12, 2015 (4 attempts)

MOST KICKOFF RETURN YARDAGE, TWO-GAME

- 196, Kenyan Drake, Alabama, Cotton & NCG, 2015 season (5 returns) (only returns came in the NCG)
- 95, Mecole Hardman, Georgia, Rose & NCG, 2017 season (5 returns)
- 94, Artavis Scott, Clemson, Orange & NCG, 2015 season (4 returns)

MOST KICKOFF RETURNS FOR TOUCHDOWN, SEMIFINALS

MOST KICKOFF RETURNS FOR TOUCHDOWN, NATIONAL CHAMPIONSHIP GAME

- 1, Kenyan Drake, Alabama vs. Clemson, Arizona, Jan. 11, 2016 (95 yards)

LONGEST PLAYS

LONGEST PLAYS, SEMIFINALS

- 85, Ezekiel Elliott, Ohio State vs. Alabama, Sugar, Jan. 1, 2015 (Rush TD)
- 75, Sony Michel, Georgia vs. Oklahoma, Rose, Jan. 1, 2018 (Rush TD)
- 68, J.K. Dobbins, Ohio State vs. Clemson, Fiesta, Dec. 28, 2019 (Rush TD)
- 68, Bo Scarbrough, Alabama vs. Washington, Peach, Dec. 31, 2016 (Rush TD)
- 67, Trevor Lawrence, Clemson vs. Ohio State, Fiesta, Dec. 28, 2019 (Rush TD)

LONGEST PLAYS, NATIONAL CHAMPIONSHIP GAME

- 80, Mecole Hardman, Georgia vs. Alabama, Atlanta, Jan. 8, 2018 (Rec. TD)
- 74, Justyn Ross, Clemson vs. Alabama, Santa Clara, Jan. 7, 2019 (Rec. TD)
- 70, Byron Marshall, Oregon vs. Ohio State, North Texas, Jan. 12, 2015 (Rec. TD)
- 68, O.J. Howard, Alabama vs. Clemson, Tampa, Jan. 9, 2017 (Rec. TD)
- 63, O.J. Howard, Alabama vs. Clemson, Arizona, Jan. 11, 2016 (Rec.)

LONGEST RUSHING TOUCHDOWN, SEMIFINALS

- 85, Ezekiel Elliott, Ohio State vs. Alabama, Sugar, Jan. 1, 2015
- 75, Sony Michel, Georgia vs. Oklahoma, Rose, Jan. 1, 2018
- 68, J.K. Dobbins, Ohio State vs. Clemson, Fiesta, Dec. 28, 2019
- 68, Bo Scarbrough, Alabama vs. Washington, Peach, Dec. 31, 2016
- 67, Trevor Lawrence, Clemson vs. Ohio State, Fiesta, Dec. 28, 2019

INDIVIDUAL RECORDS

**LONGEST RUSHING TOUCHDOWN,
NATIONAL CHAMPIONSHIP GAME**

- 50, Derrick Henry, Alabama vs. Clemson, Arizona, Jan. 11, 2016
- 37, Bo Scarbrough, Alabama vs. Clemson, Tampa, Jan. 9, 2017
- 36, Tee Higgins, Clemson vs. LSU, New Orleans, Jan. 13, 2020
- 33, Ezekiel Elliott, Ohio State vs. Oregon, North Texas, Jan. 12, 2015

LONGEST PASS, SEMIFINALS

- 62, Joe Burrow, LSU vs. Oklahoma, Peach, Dec. 28, 2019 (TD)
- 56, Marcus Mariota, Oregon vs. Florida State, Rose, Jan. 1, 2015 (TD)
- 53, Trevor Lawrence, Clemson vs. Ohio State, Fiesta, Dec. 28, 2019 (TD)
- 52, Trevor Lawrence, Clemson vs. Notre Dame, Cotton, Dec. 29, 2018 (TD)
- 52, Blake Sims, Alabama vs. Ohio State, Sugar, Jan. 1, 2015

**LONGEST PASS,
NATIONAL CHAMPIONSHIP GAME**

- 80, Jake Fromm, Georgia vs. Alabama, Atlanta, Jan. 8, 2018 (TD)
- 74, Trevor Lawrence, Clemson vs. Alabama, Santa Clara, Jan. 7, 2019 (TD)
- 70, Marcus Mariota, Oregon vs. Ohio State, North Texas, Jan. 12, 2015 (TD)
- 68, Jalen Hurts, Alabama vs. Clemson, Tampa, Jan. 9, 2017 (TD)
- 63, Jake Coker, Alabama vs. Clemson, Arizona, Jan. 11, 2016

**LONGEST PASSING TOUCHDOWN,
SEMIFINALS**

- 62, Joe Burrow, LSU vs. Oklahoma, Peach, Dec. 28, 2019
- 56, Marcus Mariota, Oregon vs. Florida State, Rose, Jan. 1, 2015
- 53, Trevor Lawrence, Clemson vs. Ohio State, Fiesta, Dec. 28, 2019
- 52, Trevor Lawrence, Clemson vs. Notre Dame, Cotton, Dec. 29, 2018
- 50, Jake Coker, Alabama vs. Michigan State, Cotton, Dec. 31, 2015

**LONGEST PASSING TOUCHDOWN,
NATIONAL CHAMPIONSHIP GAME**

- 80, Jake Fromm, Georgia vs. Alabama, Atlanta, Jan. 8, 2018
- 74, Trevor Lawrence, Clemson vs. Alabama, Santa Clara, Jan. 7, 2019
- 70, Marcus Mariota, Oregon vs. Ohio State, North Texas, Jan. 12, 2015
- 68, Jalen Hurts, Alabama vs. Clemson, Tampa, Jan. 9, 2017
- 62, Tua Tagovailoa, Alabama vs. Clemson, Santa Clara, Jan. 7, 2019

LONGEST FIELD GOAL, SEMIFINALS

- 55, Rodrigo Blankenship, Georgia vs. Oklahoma, Rose, Jan. 1, 2018
- 47, Adam Griffith, Alabama vs. Michigan State, Cotton, Dec. 31, 2015
- 45, Greg Huegel, Clemson vs. Ohio State, Fiesta, Dec. 31, 2015
- 44, Alex Spence, Clemson vs. Alabama, Sugar, Jan. 1, 2018
- 43, Greg Huegel, Clemson vs. Oklahoma, Orange, Dec. 31, 2015

**LONGEST FIELD GOAL,
NATIONAL CHAMPIONSHIP GAME**

- 52, B.T. Potter, Clemson vs. LSU, New Orleans, Jan. 13, 2020
- 51, Roberto Blankenship, Georgia vs. Alabama, Atlanta, Jan. 8, 2018
- 43, Andy Pappanastos, Alabama vs. Georgia, Atlanta, Jan. 8, 2018
- 41, Roberto Blankenship, Georgia vs. Alabama, Atlanta, Jan. 8, 2018
- 37, Greg Huegel, Clemson vs. Alabama, Arizona, Jan. 11, 2016

LONGEST PUNT, SEMIFINALS

- 73, J.K. Scott, Alabama vs. Ohio State, Sugar, Jan. 1, 2015
- 67, Andy Teasdall, Clemson vs. Ohio State, Fiesta, Dec. 31, 2016
- 65, Tristan Vizcaino, Washington vs. Alabama, Peach, Dec. 31, 2016
- 65, J.K. Scott, Alabama vs. Ohio State, Sugar, Jan. 1, 2015
- 61, 3 others. Last: Tyler Newsome, Notre Dame vs. Clemson, Cotton, Dec. 29, 2018

INDIVIDUAL RECORDS

**LONGEST PUNT,
NATIONAL CHAMPIONSHIP GAME**

- 58, Will Spiers, Clemson vs. LSU, New Orleans, Jan. 13, 2020
 57, Andy Teasdall, Clemson vs. Alabama, Arizona, Jan. 11, 2016
 57, J.K. Scott, Alabama vs. Clemson, Tampa, Jan. 9, 2017
 56, Zach Von Rosenberg, LSU vs. Clemson, New Orleans, Jan. 13, 2020
 56, J.K. Scott, Alabama vs. Georgia, Atlanta, Jan. 8, 2018

LONGEST PUNT RETURN, SEMIFINALS

- 57, Cyrus Jones, Alabama vs. Michigan State, Cotton, Dec. 31, 2015 (TD)
 21, Mecole Hardman, Georgia vs. Oklahoma, Rose, Jan. 1, 2018
 16, Artavis Scott, Clemson vs. Ohio State, Fiesta, Dec. 31, 2016
 14, Trevon Diggs, Alabama vs. Clemson, Sugar, Jan. 1, 2018
 10, 2 others. Last: Amari Rodgers, Clemson vs. Notre Dame, Cotton, Dec. 29, 2018

**LONGEST PUNT RETURN,
NATIONAL CHAMPIONSHIP GAME**

- 19, Mecole Hardman, Georgia vs. Alabama, Atlanta, Jan. 8, 2018
 17, Jalin Marshall, Ohio State vs. Oregon, North Texas, Jan. 12, 2015
 14, Trevon Diggs, Alabama vs. Georgia, Atlanta, Jan. 8, 2018
 13, Artavis Scott, Clemson vs. Alabama, Arizona, Jan. 11, 2016
 12, Cyrus Jones, Alabama vs. Clemson, Arizona, Jan. 11, 2016

**LONGEST PUNT RETURN FOR TOUCHDOWN,
SEMIFINALS**

- 57 yards, Cyrus Jones, Alabama vs. Michigan State, Cotton, Dec. 31, 2015

**LONGEST PUNT RETURN FOR TOUCHDOWN,
NATIONAL CHAMPIONSHIP GAME**

LONGEST KICKOFF RETURN, SEMIFINALS

- 54, Parris Campbell, Ohio State vs. Clemson, Fiesta, Dec. 31, 2016
 35, Kermit Whitfield, Florida State vs. Oregon, Rose, Jan. 1, 2015
 34, Christion Jones, Alabama vs. Ohio State, Sugar, Jan. 1, 2015
 33, Charleston Rambo, Oklahoma vs. LSU, Peach, Dec. 28, 2019
 30, Mecole Hardman, Georgia vs. Oklahoma, Rose, Jan. 1, 2018

**LONGEST KICKOFF RETURN,
NATIONAL CHAMPIONSHIP GAME**

- 95, Kenyan Drake, Alabama vs. Clemson, Arizona, Jan. 11, 2016 (TD)
 43, Artavis Scott, Clemson vs. Alabama, Arizona, Jan. 11, 2016
 34, Artavis Scott, Clemson vs. Alabama, Tampa, Jan. 9, 2017
 30, Travis Etienne, Clemson vs. LSU, New Orleans, Jan. 13, 2020
 30, Josh Jacobs, Alabama vs. Clemson, Santa Clara, Jan. 7, 2019
 30, ArDarius Stewart, Alabama vs. Clemson, Tampa, Jan. 9, 2017

**LONGEST KICKOFF RETURN FOR TOUCH-
DOWN, SEMIFINALS**

**LONGEST KICKOFF RETURN
FOR TOUCHDOWN,
NATIONAL CHAMPIONSHIP GAME**

- 95, Kenyan Drake, Alabama vs. Clemson, Arizona, Jan. 11, 2016 (TD)

**LONGEST INTERCEPTION RETURN,
SEMIFINALS**

- 86, Van Smith, Clemson vs. Ohio State, Fiesta, Dec. 31, 2016
 41, Steve Miller, Ohio State vs. Alabama, Sugar, Jan. 1, 2015 (TD)
 39, Dominick Sanders, Georgia vs. Oklahoma, Rose, Jan. 1, 2018
 32, Cyrus Jones, Alabama vs. Ohio State, Sugar, Jan. 1, 2015
 29, Tyvis Powell, Ohio State vs. Alabama, Sugar, Jan. 1, 2015

INDIVIDUAL RECORDS

**LONGEST INTERCEPTION RETURN,
NATIONAL CHAMPIONSHIP GAME**

- 46, Trayvon Mullen, Clemson vs. Alabama, Santa Clara, Jan. 7, 2019
- 44, A.J. Terrell, Clemson vs. Alabama, Santa Clara, Jan. 7, 2019 (TD)
- 19, Raekwon Davis, Alabama vs. Georgia, Atlanta, Jan. 8, 2018
- 8, Eli Apple, Ohio State vs. Oregon, North Texas, Jan. 12, 2015

**LONGEST INTERCEPTION RETURN FOR
TOUCHDOWN, SEMIFINALS**

- 41, Steve Miller, Ohio State vs. Alabama, Sugar, Jan. 1, 2015
- 26, Ryan Anderson, Alabama vs. Washington, Peach, Dec. 31, 2016
- 18, Mack Wilson, Alabama vs. Clemson, Sugar, Jan. 1, 2018

**LONGEST INTERCEPTION RETURN
FOR TOUCHDOWN,
NATIONAL CHAMPIONSHIP GAME**

- 44, A.J. Terrell, Clemson vs. Alabama, Santa Clara, Jan. 7, 2019

BLOCKED PAT RETURN

**LONGEST MISCELLANEOUS RETURN,
SEMIFINALS**

- 86, Van Smith, Clemson vs. Ohio State, Fiesta, Dec. 31, 2016 (interception return)
- 58, Tony Washington, Oregon vs. Florida State, Rose, Jan. 1, 2015 (fumble recovery-TD)
- 57, Cyrus Jones, Alabama vs. Michigan State, Cotton, Dec. 31, 2015 (interception return-TD)
- 46, Steven Parker, Oklahoma vs. Georgia, Rose, Jan. 1, 2018 (fumble return-TD)
- 41, Steve Miller, Ohio State vs. Alabama, Sugar, Jan. 1, 2015 (interception return-TD)

**LONGEST MISCELLANEOUS RETURN,
NATIONAL CHAMPIONSHIP GAME**

- 46, Trayvon Mullen, Clemson vs. Alabama, Santa Clara, Jan. 7, 2019 (interception return)
- 44, A.J. Terrell, Clemson vs. Alabama, Santa Clara, Jan. 7, 2019 (interception return-TD)
- 19, Raekwon Davis, Alabama vs. Georgia, Atlanta, Jan. 8, 2018 (interception return)
- 12, Ryan Anderson, Alabama vs. Clemson, Tampa, Jan. 9, 2017 (fumble recovery)
- 8, Eli Apple, Ohio State vs. Oregon, North Texas, Jan. 12, 2015 (interception return)

**FUMBLE RECOVERY FOR TOUCHDOWN,
SEMIFINALS**

- 58, Tony Washington, Oregon vs. Florida State, Rose, Jan. 1, 2015
- 46, Steven Parker, Oklahoma vs. Georgia, Rose, Jan. 1, 2018

**FUMBLE RECOVERY FOR TOUCHDOWN,
NATIONAL CHAMPIONSHIP GAME**

TEAM RECORDS

MOST RUSHING ATTEMPTS, SEMIFINALS

- 58, Clemson vs. Oklahoma, Orange, Dec. 31, 2015 (312 yards)
- 50, Alabama vs. Washington, Peach, Dec. 31, 2016 (269 yards)
- 48, Clemson vs. Ohio State, Fiesta, Dec. 31, 2016 (205 yards)
- 45, Oklahoma vs. Georgia, Rose, Jan. 1, 2018 (242 yards)
- 45, Oregon vs. Florida State, Rose, Jan. 1, 2015 (301 yards)

MOST RUSHING ATTEMPTS, NATIONAL CHAMPIONSHIP GAME

- 61, Ohio State vs. Oregon, North Texas, Jan. 12, 2015 (296 yards)
- 46, Alabama vs. Clemson, Arizona, Jan. 11, 2016 (138 yards)
- 45, Georgia vs. Alabama, Atlanta, Jan. 8, 2018 (133 yards)
- 42, Clemson vs. Alabama, Tampa, Jan. 9, 2017 (91 yards)
- 39, Alabama vs. Georgia, Atlanta, Jan. 8, 2018 (184 yards)

MOST RUSHING ATTEMPTS, TWO-GAME

- 103, Ohio State, Sugar & NCG, 2014 season (577 yards)
- 96, Clemson, Orange & NCG, 2015 season (457 yards)
- 90, Clemson, Fiesta & NCG, 2016 season (296 yards)
- 84, Alabama, Peach & NCG, 2016 season (490 yards)
- 81, 2 others. Last: Alabama, Sugar & NCG, 2017 season (325 yards)

MOST NET YARDS RUSHING, SEMIFINALS

- 317, Georgia vs. Oklahoma, Rose, Jan. 1, 2018 (34 attempts)
- 312, Clemson vs. Oklahoma, Orange, Dec. 31, 2015 (58 attempts)
- 301, Oregon vs. Florida State, Rose, Jan. 1, 2015 (45 attempts)
- 281, Ohio State vs. Alabama, Sugar, Jan. 1, 2015 (42 attempts)
- 269, Alabama vs. Washington, Peach, Dec. 31, 2016 (50 attempts)

MOST NET YARDS RUSHING, NATIONAL CHAMPIONSHIP GAME

- 296, Ohio State vs. Oregon, North Texas, Jan. 12, 2015 (61 attempts)
- 221, Alabama vs. Clemson, Tampa, Jan. 9, 2017 (34 attempts)
- 184, Alabama vs. Georgia, Atlanta, Jan. 8, 2018 (39 attempts)
- 165, LSU vs. Clemson, New Orleans, Jan. 13, 2020 (32 attempts)
- 160, Clemson vs. LSU, New Orleans, Jan. 13, 2020 (28 attempts)

MOST NET YARDS RUSHING, TWO-GAME

- 577, Ohio State, Sugar & NCG, 2014 season (103 attempts)
- 490, Alabama, Peach & NCG, 2016 season (84 attempts)
- 457, Clemson, Orange & NCG, 2015 season (96 attempts)

MOST YARDS PER RUSH, SEMIFINALS

- 9.3, Georgia vs. Oklahoma, Rose, Jan. 1, 2018 (34-317 yards)
- 6.7, Oregon vs. Florida State, Rose, Jan. 1, 2015 (45-301 yards)
- 6.7, Ohio State vs. Alabama, Sugar, Jan. 1, 2015 (42-281 yards)
- 5.7, Clemson vs. Notre Dame, Cotton, Dec. 29, 2018 (37-211 yards)
- 5.4, 3 others. Last: Clemson vs. Ohio State, Fiesta, Dec. 28, 2019 (29-158 yards)

MOST YARDS PER RUSH, NATIONAL CHAMPIONSHIP GAME

- 6.5, Alabama vs. Clemson, Tampa, Jan. 9, 2017 (34-221 yards)
- 5.7, Clemson vs. LSU, New Orleans, Jan. 13, 2020 (28-160 yards)
- 5.2, LSU vs. Clemson, New Orleans, Jan. 13, 2020 (32-165 yards)
- 4.9, Ohio State vs. Oregon, North Texas, Jan. 12, 2015 (61-296 yards)
- 4.7, Alabama vs. Georgia, Atlanta, Jan. 8, 2018 (39-184 yards)

TEAM RECORDS

MOST PASSING ATTEMPTS, SEMIFINALS

- 48, Florida State vs. Oregon, Rose, Jan. 1, 2015 (29-48-1, 348 yards)
- 46, Ohio State vs. Clemson, Fiesta, Dec. 28, 2019 (30-46-2, 320 yards)
- 43, Oklahoma vs. Clemson, Orange, Dec. 31, 2015 (26-43-2, 311 yards)
- 42, LSU vs. Oklahoma, Peach, Dec. 28, 2019 (32-42-0, 532 yards)
- 41, Clemson vs. Notre Dame, Cotton, Dec. 29, 2018 (27-41-0, 327 yards)

MOST PASSING ATTEMPTS, NATIONAL CHAMPIONSHIP GAME

- 57, Clemson vs. Alabama, Tampa, Jan. 9, 2017 (36-57-0, 420 yards)
- 49, LSU vs. Clemson, New Orleans, Jan. 13, 2020 (31-49-0, 463 yards)
- 47, Clemson vs. Alabama, Arizona, Jan. 11, 2016 (30-47-1, 405 yards)
- 38, Oregon vs. Ohio State, North Texas, Jan. 12, 2015 (24-38-1, 333 yards)

MOST PASSING ATTEMPTS, TWO-GAME

- 94, Clemson, Fiesta & NCG, 2016 season (60-94-2, 685 yards)
- 91, LSU, Peach & NCG, 2019 season (63-91-0, 995 yards)
- 79, Clemson, Orange & NCG, 2015 season (47-79-2, 623 yards)
- 74, Oregon, Rose & NCG, 2014 season (50-74-2, 671 yards)

MOST COMPLETIONS, SEMIFINALS

- 32, LSU vs. Oklahoma, Peach, Dec. 28, 2019 (32-42-0, 532 yards)
- 30, Ohio State vs. Clemson, Fiesta, Dec. 28, 2019 (30-46-2, 320 yards)
- 29, Florida State vs. Oregon, Rose, Jan. 1, 2015 (29-48-1, 348 yards)
- 27, Clemson vs. Notre Dame, Cotton, Dec. 29, 2018 (27-41-0, 327 yards)
- 26, 2 others. Last: Oklahoma vs. Clemson, Orange, Dec. 31, 2015 (26-43-2, 311 yards)

MOST COMPLETIONS, NATIONAL CHAMPIONSHIP GAME

- 36, Clemson vs. Alabama, Tampa, Jan. 9, 2017 (36-57-0, 420 yards)
- 31, LSU vs. Clemson, New Orleans, Jan. 13, 2020 (31-49-0, 463 yards)
- 30, Clemson vs. Alabama, Arizona, Jan. 11, 2016 (30-47-1, 405 yards)
- 24, Oregon vs. Ohio State, North Texas, Jan. 12, 2015 (24-38-1, 333 yards)

MOST COMPLETIONS, TWO-GAME

- 63, LSU, Peach & NCG, 2019 season (63-91-0, 995 yards)
- 60, Clemson, Fiesta & NCG, 2016 season (60-94-2, 685 yards)
- 50, Oregon, Rose & NCG, 2014 season (50-74-2, 671 yards)
- 47, Clemson, Cotton & NCG, 2018 season (47-73-0, 674 yards)
- 47, Alabama, Orange & NCG, 2018 season (47-64-2, 623 yards)
- 47, Clemson, Orange & NCG, 2015 season (47-78-2, 623 yards)

MOST NET YARDS PASSING, SEMIFINALS

- 532, LSU vs. Oklahoma, Peach, Dec. 28, 2019 (32-42-0)
- 348, Florida State vs. Oregon, Rose, Jan. 1, 2015 (29-48-1)
- 338, Oregon vs. Florida State, Rose, Jan. 1, 2015 (26-36-1)
- 328, Alabama vs. Oklahoma, Orange, Dec. 29, 2018 (25-28-0)
- 327, Clemson vs. Notre Dame, Cotton, Dec. 29, 2018 (27-41-0)

MOST NET YARDS PASSING, NATIONAL CHAMPIONSHIP GAME

- 463, LSU vs. Clemson, New Orleans, Jan. 13, 2020 (31-49-0)
- 420, Clemson vs. Alabama, Tampa, Jan. 9, 2017 (36-57-0)
- 405, Clemson vs. Alabama, Arizona, Jan. 11, 2016 (30-47-1)
- 347, Clemson vs. Alabama, Santa Clara, Jan. 7, 2019 (20-32-0)
- 335, Alabama vs. Clemson, Arizona, Jan. 11, 2016 (16-25-0)

TEAM RECORDS

MOST NET YARDS PASSING, TWO-GAME

- 995, LSU, Peach & NCG, 2019 season
(63-91-0)
685, Clemson, Fiesta & NCG, 2016 season
(60-94-2)
674, Clemson, Cotton & NCG, 2018 season
(47-73-0)
671, Oregon, Rose & NCG, 2014 season
(50-74-2)
623, Alabama, Orange & NCG, 2018 season
(47-64-2)
623, Clemson, Orange & NCG, 2015 season
(47-79-2)

HIGHEST COMPLETION PERCENTAGE, SEMIFINALS

- .892, Alabama vs. Oklahoma, Orange, Dec. 29, 2018 (25-28-0)
.806, Alabama vs. Michigan State, Cotton, Dec. 31, 2015 (25-31-0)
.761, LSU vs. Oklahoma, Peach, Dec. 28, 2019 (32-42-0)
.722, Oregon vs. Florida State, Rose, Jan. 1, 2015 (26-36-1)
.689, Georgia vs. Oklahoma, Rose, Jan. 1, 2018 (20-29-1)

HIGHEST COMPLETION PERCENTAGE, NATIONAL CHAMPIONSHIP GAME

- .695, Ohio State vs. Oregon, North Texas, Jan. 12, 2015 (16-23-1)
.640, Alabama vs. Clemson, Arizona, Jan. 11, 2016 (16-25-0)
.638, Clemson vs. Alabama, Arizona, Jan. 11, 2016 (30-47-1)
.632, LSU vs. Clemson, New Orleans, Jan. 13, 2020 (31-49-0)
.631, Clemson vs. Alabama, Tampa, Jan. 9, 2017 (36-57-0)
.631, Oregon vs. Ohio State, North Texas, Jan. 12, 2015 (24-38-1)

MOST YARDS PER ATTEMPT, SEMIFINALS

- 12.7, LSU vs. Oklahoma, Peach, Dec. 28, 2019 (32-42-0, 532 yards)
11.7, Alabama vs. Oklahoma, Orange, Dec. 29, 2018 (25-28-0, 328 yards)
9.4, Oregon vs. Florida State, Rose, Jan. 1, 2015 (26-36-1, 338 yards)
9.2, Alabama vs. Michigan State, Cotton, Dec. 31, 2015 (25-31-0, 286 yards)
8.3, Oklahoma vs. Alabama, Orange, Dec. 29, 2018 (19-37-0, 308 yards)

MOST YARDS PER ATTEMPT, NATIONAL CHAMPIONSHIP GAME

- 13.4, Alabama vs. Clemson, Arizona, Jan. 11, 2016 (16-25-0, 335 yards)
10.8, Clemson vs. Alabama, Santa Clara, Jan. 7, 2019 (20-32-0, 347 yards)
10.5, Ohio State vs. Oregon, North Texas, Jan. 12, 2015 (16-23-1, 242 yards)
9.4, LSU vs. Clemson, New Orleans, Jan. 13, 2020 (31-49-0, 463 yards)
8.8, Oregon vs. Ohio State, North Texas, Jan. 12, 2015 (24-38-1, 333 yards)

MOST PASSES HAD INTERCEPTED, SEMIFINALS

- 3, Alabama vs. Ohio State, Sugar, Jan. 1, 2015
2, 6 others. Last: Ohio State vs. Clemson, Fiesta, Dec. 28, 2019

MOST PASSES HAD INTERCEPTED, NATIONAL CHAMPIONSHIP GAME

- 2, Alabama vs. Clemson, Santa Clara, Jan. 7, 2019
2, Georgia vs. Alabama, Atlanta, Jan. 8, 2018
1, 2 others. Last: Clemson vs. Alabama, Arizona, Jan. 11, 2016

MOST PASSES HAD INTERCEPTED, TWO-GAME

- 2, Alabama, Orange & NCG, 2018 season
(both interceptions came in the NCG)
2, Georgia, Rose & NCG, 2017 season
(both interceptions came in the NCG)
2, Ohio State, Sugar & NCG, 2014 season
2, Oregon, Rose & NCG, 2014 season
2, Clemson, Orange & NCG, 2015 season

TEAM RECORDS

MOST PLAYS, SEMIFINALS

- 90, Clemson vs. Oklahoma, Orange, Dec. 31, 2015
- 87, Florida State vs. Oregon, Rose, Jan. 1, 2015
- 85, Ohio State vs. Clemson, Fiesta, Dec. 28, 2019
- 85, Clemson vs. Ohio State, Fiesta, Dec. 31, 2016
- 81, 2 others. Last: Oklahoma vs. Georgia, Rose, Jan. 1, 2018

MOST PLAYS, NATIONAL CHAMPIONSHIP GAME

- 99, Clemson vs. Alabama, Tampa, Jan. 9, 2017
- 85, Clemson vs. Alabama, Arizona, Jan. 11, 2016
- 84, Ohio State vs. Oregon, North Texas, Jan. 12, 2015
- 81, LSU vs. Clemson, New Orleans, Jan. 13, 2020
- 77, Georgia vs. Alabama, Atlanta, Jan. 8, 2018

MOST PLAYS, TWO-GAME

- 184, Clemson, Fiesta & NCG, 2016 season
- 175, Clemson, Orange & NCG, 2015 season
- 162, Ohio State, Sugar & NCG, 2014 season
- 155, LSU, Peach & NCG, 2019 season
- 152, Oregon, Rose & NCG, 2014 season

MOST TOTAL YARDS, SEMIFINALS

- 692, LSU vs. Oklahoma, Peach, Dec. 28, 2019 (160 rush, 532 pass)
- 639, Oregon vs. Florida State, Rose, Jan. 1, 2015 (301 rush, 338 pass)
- 538, Clemson vs. Notre Dame, Cotton, Dec. 29, 2018 (211 rush, 327 pass)
- 537, Ohio State vs. Alabama, Sugar, Jan. 1, 2015 (281 rush, 256 pass)
- 531, Oklahoma vs. Georgia, Rose, Jan. 1, 2018 (242 rush, 289 pass)

MOST TOTAL YARDS, NATIONAL CHAMPIONSHIP GAME

- 628, LSU vs. Clemson, New Orleans, Jan. 13, 2020 (165 rush, 463 pass)
- 550, Clemson vs. Alabama, Arizona, Jan. 11, 2016 (145 rush, 405 pass)
- 538, Ohio State vs. Oregon, North Texas, Jan. 12, 2015 (296 rush, 242 pass)
- 511, Clemson vs. Alabama, Tampa, Jan. 9, 2017 (91 rush, 420 pass)
- 482, Clemson vs. Alabama, Santa Clara, Jan. 7, 2019 (135 rush, 347 pass)

MOST TOTAL YARDS, TWO-GAME

- 1,320, LSU, Peach & NCG, 2019 season (325 rush, 995 pass)
- 1,104, Oregon, Rose & NCG, 2014 season (433 rush, 671 pass)
- 1,080, Clemson, Orange & NCG, 2015 season (457 rush, 623 pass)
- 1,075, Ohio State, Sugar & NCG, 2014 season (577 rush, 498 pass)

MOST YARDS PER PLAY, SEMIFINALS

- 9.4, LSU vs. Oklahoma, Peach, Dec. 28, 2019 (74-692 yards)
- 8.4, Georgia vs. Oklahoma, Rose, Jan. 1, 2018 (63-527 yards)
- 7.9, Oregon vs. Florida State, Rose, Jan. 1, 2015 (81-639 yards)
- 7.5, Alabama vs. Oklahoma, Orange, Dec. 29, 2018 (70-528 yards)
- 6.9, 2 others. Last: Clemson vs. Notre Dame, Cotton, Dec. 29, 2018 (78-538 yards)

MOST YARDS PER PLAY, NATIONAL CHAMPIONSHIP GAME

- 7.8, LSU vs. Clemson, New Orleans, Jan. 13, 2020 (81-628 yards)
- 7.7, Clemson vs. Alabama, Santa Clara, Jan. 7, 2019 (63-482 yards)
- 6.7, Alabama vs. Clemson, Arizona, Jan. 11, 2016 (71-473 yards)
- 6.5, Clemson vs. Alabama, Arizona, Jan. 11, 2016 (85-550 yards)
- 6.5, Oregon vs. Ohio State, North Texas, Jan. 12, 2015 (71-465 yards)

TEAM RECORDS

MOST POINTS, SEMIFINALS

63, LSU vs. Oklahoma, Peach, Dec. 28, 2019
 59, Oregon vs. Florida State, Rose, Jan. 1, 2015
 54, Georgia vs. Oklahoma, Rose, Jan. 1, 2018
 48, Oklahoma vs. Georgia, Rose, Jan. 1, 2018
 45, Alabama vs. Oklahoma, Orange,
 Dec. 29, 2018

**MOST POINTS,
NATIONAL CHAMPIONSHIP GAME**

45, Alabama vs. Clemson, Arizona, Jan. 11, 2016
 44, Clemson vs. Alabama, Santa Clara,
 Jan. 7, 2019
 42, LSU vs. Clemson, New Orleans, Jan. 13, 2020
 42, Ohio State vs. Oregon, North Texas,
 Jan. 12, 2015
 40, Clemson vs. Alabama, Arizona, Jan. 11, 2016

MOST POINTS, TWO-GAME

105, LSU, Peach & NCG, 2019 season
 84, Ohio State, Sugar & NCG, 2014 season
 83, Alabama, Cotton & NCG, 2015 season
 79, Oregon, Rose & NCG, 2014 season

MOST POINTS, WINNING TEAM, SEMIFINALS

63, LSU vs. Oklahoma, Peach, Dec. 28, 2019
 59, Oregon vs. Florida State, Rose, Jan. 1, 2015
 54, Georgia vs. Oklahoma, Rose, Jan. 1, 2018
 45, Alabama vs. Oklahoma, Orange, Dec. 29, 2018
 42, Ohio State vs. Alabama, Sugar, Jan. 1, 2015

**MOST POINTS, WINNING TEAM,
NATIONAL CHAMPIONSHIP GAME**

45, Alabama vs. Clemson, Arizona, Jan. 11, 2016
 44, Clemson vs. Alabama, Santa Clara,
 Jan. 7, 2019
 42, LSU vs. Clemson, New Orleans, Jan. 13, 2020
 42, Ohio State vs. Oregon, North Texas,
 Jan. 12, 2015
 35, Clemson vs. Alabama, Tampa, Jan. 9, 2017

MOST POINTS, WINNING TEAM, TWO-GAME

105, LSU, Peach & NCG, 2019 season
 84, Ohio State, Sugar & NCG, 2014 season
 83, Alabama, Cotton & NCG, 2015 season
 74, Clemson, Cotton & NCG, 2018 season
 66, Clemson, Fiesta & NCG, 2016 season

LARGEST POINT DIFFERENTIAL, SEMIFINALS

39, Oregon (59) d. Florida State (20), Rose,
 Jan. 1, 2015
 38, Alabama (38) d. Michigan State (0), Cotton,
 Dec. 31, 2015
 35, LSU (63) d. Oklahoma (28), Peach,
 Dec. 28, 2019
 31, Clemson (31) d. Ohio State (0), Fiesta,
 Dec. 31, 2016
 27, Clemson (30) d. Notre Dame (3), Cotton,
 Dec. 29, 2018

**LARGEST POINT DIFFERENTIAL,
NATIONAL CHAMPIONSHIP GAME**

28, Clemson (44) d. Alabama (16), Santa Clara,
 Jan. 7, 2019
 22, Ohio State (42) d. Oregon (20), North
 Texas, Jan. 12, 2015
 17, LSU (42) d. Clemson (25), New Orleans,
 Jan. 13, 2020
 5, Alabama (45) d. Clemson (40), Arizona,
 Jan. 11, 2016
 4, Clemson (35) d. Alabama (31), Tampa,
 Jan. 9, 2017

SMALLEST POINT DIFFERENTIAL, SEMIFINALS

6, Clemson (29) d. Ohio State (23), Fiesta,
 Dec. 28, 2019
 6, Georgia (54) d. Oklahoma (48) 2 OT, Rose,
 Jan. 1, 2018
 7, Ohio State (42) d. Alabama (35), Sugar,
 Jan. 1, 2015
 11, Alabama (45) d. Oklahoma (34), Orange,
 Dec. 29, 2018
 17, Alabama (24) d. Washington (7), Peach,
 Dec. 31, 2016

**SMALLEST POINT DIFFERENTIAL,
NATIONAL CHAMPIONSHIP GAME**

3, Alabama (26) d. Georgia (23) OT, Atlanta,
 Jan. 8, 2018
 4, Clemson (35) d. Alabama (31), Tampa,
 Jan. 9, 2017
 5, Alabama (45) d. Clemson (40), Arizona,
 Jan. 11, 2016

TEAM RECORDS

MOST TOUCHDOWNS, SEMIFINALS

- 9, LSU vs. Oklahoma, Peach, Dec. 28, 2019
(2 rush, 7 pass)
- 8, Oregon vs. Florida State, Rose, Jan. 1, 2015
(5 rush, 2 pass, 1 fumble recovery)
- 7, Georgia vs. Oklahoma, Rose, Jan. 1, 2018
(5 rush, 2 pass)
- 6, Alabama vs. Oklahoma, Orange, Dec. 29, 2018 (2 rush, 4 pass)
- 6, Oklahoma vs. Georgia, Rose, Jan. 1, 2018
(2 rush, 3 pass, 1 fumble recovery)

MOST TOUCHDOWNS, NATIONAL CHAMPIONSHIP GAME

- 6, LSU vs. Clemson, New Orleans, Jan. 13, 2020 (5 pass, 1 rush)
- 6, Clemson vs. Alabama, Santa Clara, Jan. 7, 2019 (3 pass, 2 rush, 1 INT return)
- 6, Alabama vs. Clemson, Arizona, Jan. 11, 2016
(2 pass, 3 rush, 1 kickoff return)
- 6, Ohio State vs. Oregon, North Texas, Jan. 12, 2015 (1 pass, 5 rush)
- 5, Clemson vs. Alabama, Tampa, Jan. 9, 2017
(3 pass, 2 rush)
- 5, Clemson vs. Alabama, Arizona, Jan. 11, 2016
(4 pass, 1 rush)

MOST TOUCHDOWNS, TWO-GAME

- 15, LSU, Peach & NCG, 2019 season (3 rush, 12 pass)
- 11, Ohio State, Sugar & NCG, 2014 season
(7 rush, 3 pass, 1 INT return)
- 11, Alabama, Cotton & NCG, 2015 season
(5 rush, 4 pass, 1 punt return, 1 kickoff return)

MOST TOUCHDOWNS RUSHING, SEMIFINALS

- 5, Georgia vs. Oklahoma, Rose, Jan. 1, 2018
- 5, Oregon vs. Florida State, Rose, Jan. 1, 2015
- 4, Oklahoma vs. LSU, Peach, Dec. 28, 2019
- 3, 3 others. Last: Clemson vs. Ohio State, Fiesta, Dec. 31, 2016

MOST TOUCHDOWNS RUSHING, NATIONAL CHAMPIONSHIP GAME

- 5, Ohio State vs. Oregon, North Texas, Jan. 12, 2015
- 3, Clemson vs. LSU, New Orleans, Jan. 13, 2020
- 3, Alabama vs. Clemson, Tampa, Jan. 9, 2017
- 3, Alabama vs. Clemson, Arizona, Jan. 11, 2016

MOST TOUCHDOWNS PASSING, SEMIFINALS

- 7, LSU vs. Oklahoma, Peach, Dec. 28, 2019
- 4, Alabama vs. Oklahoma, Orange, Dec. 29, 2018
- 3, Clemson vs. Notre Dame, Cotton, Dec. 29, 2018
- 3, Oklahoma vs. Georgia, Rose, Jan. 1, 2018
- 2, 6 others. Last: Clemson vs. Ohio State, Fiesta, Dec. 28, 2019

MOST TOUCHDOWNS PASSING, NATIONAL CHAMPIONSHIP GAME

- 5, LSU vs. Clemson, New Orleans, Jan. 13, 2020
- 4, Clemson vs. Alabama, Arizona, Jan. 11, 2016
- 3, 3 others. Last: Clemson vs. Alabama, Santa Clara, Jan. 7, 2019

MOST TOUCHDOWNS PASSING, TWO-GAME

- 12, LSU, Peach & NCG, 2019 season
- 6, Clemson, Cotton & NCG, 2018 season
- 6, Alabama, Orange & NCG, 2018 season
- 5, Alabama, Sugar & NCG, 2017 season
- 5, Clemson, Orange & NCG, 2015 season

MOST POINTS SCORED IN FIRST HALF, SEMIFINALS

- 49, LSU vs. Oklahoma, Peach, Dec. 28, 2019
- 31, Alabama vs. Oklahoma, Orange, Dec. 29, 2018
- 31, Oklahoma vs. Georgia, Rose, Jan. 1, 2018
- 23, Clemson vs. Notre Dame, Cotton, Dec. 29, 2018
- 21, Alabama vs. Ohio State, Sugar, Jan. 1, 2015

MOST POINTS SCORED IN FIRST HALF, NATIONAL CHAMPIONSHIP GAME

- 31, Clemson vs. Alabama, Santa Clara, Jan. 7, 2019
- 28, LSU vs. Clemson, New Orleans, Jan. 13, 2020
- 21, Ohio State vs. Oregon, North Texas, Jan. 12, 2015
- 17, Clemson vs. LSU, New Orleans, Jan. 13, 2020
- 16, Alabama vs. Clemson, Santa Clara, Jan. 7, 2019

TEAM RECORDS

MOST POINTS SCORED IN SECOND HALF, SEMIFINALS

- 41, Oregon vs. Florida State, Rose, Jan. 1, 2015
- 37, Georgia vs. Oklahoma, Rose, Jan. 1, 2018 (including 2 OT)
- 28, Alabama vs. Michigan State, Cotton, Dec. 31, 2015
- 24, Oklahoma vs. Alabama, Orange, Dec. 29, 2018
- 22, Ohio State vs. Alabama, Sugar, Jan. 1, 2015

MOST POINTS SCORED IN SECOND HALF, NATIONAL CHAMPIONSHIP GAME

- 31, Alabama vs. Clemson, Arizona, Jan. 11, 2016
- 28, Clemson vs. Alabama, Tampa, Jan. 9, 2017
- 26, Alabama vs. Georgia, Atlanta, Jan. 8, 2018 (including OT)
- 26, Clemson vs. Alabama, Arizona, Jan. 11, 2016
- 21, Ohio State vs. Oregon, North Texas, Jan. 12, 2015

MOST POINTS SCORED IN ONE HALF, SEMIFINALS

- 49, LSU vs. Oklahoma, Peach, Dec. 28, 2019 (1st half)
- 41, Oregon vs. Florida State, Rose, Jan. 1, 2015 (2nd half)
- 37, Georgia vs. Oklahoma, Rose, Jan. 1, 2018 (2nd half and 2 OT)
- 31, Alabama vs. Oklahoma, Orange, Dec. 29, 2018 (1st half)
- 31, Oklahoma vs. Georgia, Rose, Jan. 1, 2018 (1st half)

MOST POINTS SCORED IN ONE HALF, NATIONAL CHAMPIONSHIP GAME

- 31, Clemson vs. Alabama, Santa Clara, Jan. 7, 2019 (1st half)
- 31, Alabama vs. Clemson, Arizona, Jan. 11, 2016 (2nd half)
- 28, LSU vs. Clemson, New Orleans, Jan. 13, 2020 (1st half)
- 28, Clemson vs. Alabama, Tampa, Jan. 9, 2017 (2nd half)
- 26, Alabama vs. Georgia, Atlanta, Jan. 8, 2018 (2nd half and OT)
- 26, Clemson vs. Alabama, Arizona, Jan. 11, 2016 (2nd half)

MOST POINTS SCORED IN FIRST QUARTER, SEMIFINALS

- 21, LSU vs. Oklahoma, Peach, Dec. 28, 2019
- 21, Alabama vs. Oklahoma, Orange, Dec. 29, 2018
- 14, Oklahoma vs. Georgia, Rose, Jan. 1, 2018
- 14, Alabama vs. Ohio State, Sugar, Jan. 1, 2015
- 10, 3 others. Last: Ohio State vs. Clemson, Fiesta, Dec. 28, 2019

MOST POINTS SCORED IN FIRST QUARTER, NATIONAL CHAMPIONSHIP GAME

- 14, Clemson vs. Alabama, Santa Clara, Jan. 7, 2019
- 14, Clemson vs. Alabama, Arizona, Jan. 11, 2016
- 14, Ohio State vs. Oregon, North Texas, Jan. 12, 2015
- 13, Alabama vs. Clemson, Santa Clara, Jan. 7, 2019

MOST POINTS SCORED IN SECOND QUARTER, SEMIFINALS

- 28, LSU vs. Oklahoma, Peach, Dec. 28, 2019
- 20, Clemson vs. Notre Dame, Cotton, Dec. 29, 2018
- 17, Oklahoma vs. Georgia, Rose, Jan. 1, 2018
- 14, 2 others. Last: Clemson vs. Ohio State, Fiesta, Dec. 28, 2019

MOST POINTS SCORED IN SECOND QUARTER, NATIONAL CHAMPIONSHIP GAME

- 21, LSU vs. Clemson, New Orleans, Jan. 13, 2020
- 17, Clemson vs. Alabama, Santa Clara, Jan. 7, 2019
- 13, Georgia vs. Alabama, Atlanta, Jan. 8, 2018
- 10, Clemson vs. LSU, New Orleans, Jan. 13, 2020

MOST POINTS SCORED IN THIRD QUARTER, SEMIFINALS

- 27, Oregon vs. Florida State, Rose, Jan. 1, 2015
- 21, Alabama vs. Michigan State, Cotton, Dec. 31, 2015
- 14, 3 others. Last: Georgia vs. Oklahoma, Rose, Jan. 1, 2018

MOST POINTS SCORED IN THIRD QUARTER, NATIONAL CHAMPIONSHIP GAME

- 13, Clemson vs. Alabama, Santa Clara, Jan. 7, 2019
- 10, 3 others. Last: Alabama vs. Georgia, Atlanta, Jan. 8, 2018

TEAM RECORDS

MOST POINTS SCORED IN FOURTH QUARTER, SEMIFINALS

14, Alabama vs. Oklahoma, Orange, Dec. 29, 2018
 14, Oklahoma vs. Alabama, Orange, Dec. 29, 2018
 14, Georgia vs. Oklahoma, Rose, Jan. 1, 2018
 14, Oklahoma vs. Georgia, Rose, Jan. 1, 2018
 14, Oregon vs. Florida State, Rose, Jan. 1, 2015

MOST POINTS SCORED IN FOURTH QUARTER, NATIONAL CHAMPIONSHIP GAME

24, Alabama vs. Clemson, Arizona, Jan. 11, 2016
 21, Clemson vs. Alabama, Tampa, Jan. 9, 2017
 16, Clemson vs. Alabama, Arizona, Jan. 11, 2016
 14, Ohio State vs. Oregon, North Texas, Jan. 12, 2015

MOST POINTS SCORED IN ANY QUARTER, SEMIFINALS

28, LSU vs. Oklahoma, Peach, Dec. 28, 2019 (2nd quarter)
 27, Oregon vs. Florida State, Rose, Jan. 1, 2015 (3rd quarter)
 21, 3 others. Last: LSU vs. Oklahoma, Peach, Dec. 28, 2019 (1st quarter)

MOST POINTS SCORED IN ANY QUARTER, NATIONAL CHAMPIONSHIP GAME

24, Alabama vs. Clemson, Arizona, Jan. 11, 2016 (4th quarter)
 21, LSU vs. Clemson, New Orleans, Jan. 13, 2020 (2nd quarter)
 21, Clemson vs. Alabama, Tampa, Jan. 9, 2017 (4th quarter)
 17, Clemson vs. Alabama, Santa Clara, Jan. 7, 2019 (2nd quarter)
 16, Clemson vs. Alabama, Arizona, Jan. 11, 2016 (4th quarter)

MOST YARDS SCORING DRIVE (TOUCHDOWN), SEMIFINALS

99, Clemson vs. Ohio State, Fiesta, Dec. 28, 2019 (7 plays)
 98, Alabama vs. Washington, Peach, Dec. 31, 2016 (6 plays)
 96, Clemson vs. Oklahoma, Orange, Dec. 31, 2015 (7 plays)
 95, Oklahoma vs. Alabama, Orange, Dec. 29, 2018 (4 plays)
 95, Ohio State vs. Alabama, Sugar, Jan. 1, 2015 (4 plays)

MOST YARDS SCORING DRIVE (TOUCHDOWN), NATIONAL CHAMPIONSHIP GAME

97, Ohio State vs. Oregon, North Texas, Jan. 12, 2015 (10 plays)
 96, Clemson vs. LSU, New Orleans, Jan. 13, 2020 (4 plays)
 95, LSU vs. Clemson, New Orleans, Jan. 13, 2020 (11 plays)
 93, Georgia vs. Alabama, Atlanta, Jan. 8, 2018 (4 plays)
 89, Clemson vs. Alabama, Santa Clara, Jan. 7, 2019 (12 plays)

MOST PLAYS IN SCORING DRIVE (TOUCHDOWN), SEMIFINALS

14, Oklahoma vs. Alabama, Orange, Dec. 29, 2018 (80 yards)
 13, LSU vs. Oklahoma, Peach, Dec. 29, 2019 (74 yards)
 13, Oklahoma vs. LSU, Peach, Dec. 29, 2019 (75 yards)
 13, Ohio State vs. Clemson, Fiesta, Dec. 28, 2019 (84 yards)
 12, 2 others. Last: Clemson vs. Oklahoma, Orange, Dec. 31, 2015 (75 yards)

MOST PLAYS IN SCORING DRIVE (TOUCHDOWN), NATIONAL CHAMPIONSHIP GAME

12, Clemson vs. Alabama, Santa Clara, Jan. 7, 2019 (89 yards)
 12, Ohio State vs. Oregon, North Texas, Jan. 12, 2015 (75 yards)
 11, LSU vs. Clemson, New Orleans, Jan. 13, 2020 (95 yards)
 11, Oregon vs. Ohio State, North Texas, Jan. 12, 2015 (75 yards)
 10, 2 others. Last: Alabama vs. Clemson, Santa Clara, Jan. 7, 2019 (75 yards)

TEAM RECORDS

LONGEST SCORING DRIVE (TOUCHDOWN), SEMIFINALS

- 5:52, Oklahoma vs. LSU, Peach, Dec. 28, 2019 (13 plays, 75 yards)
- 5:40, LSU vs. Oklahoma, Peach, Dec. 28, 2019 (9 plays, 75 yards)
- 5:07, Ohio State vs. Alabama, Sugar, Jan. 1, 2015 (12 plays, 71 yards)
- 4:55, Alabama vs. Oklahoma, Orange, Dec. 29, 2018 (9 plays, 87 yards)
- 4:52, Ohio State vs. Clemson, Fiesta, Dec. 28, 2019 (13 plays, 84 yards)

LONGEST SCORING DRIVE (TOUCHDOWN), NATIONAL CHAMPIONSHIP GAME

- 6:39, Ohio State vs. Oregon, North Texas, Jan. 12, 2015 (12 plays, 75 yards)
- 5:21, Clemson vs. Alabama, Santa Clara, Jan. 7, 2019 (12 plays, 89 yards)
- 4:13, Ohio State vs. Oregon, North Texas, Jan. 12, 2015 (9 plays, 76 yards)
- 4:12, Alabama vs. Clemson, Santa Clara, Jan. 7, 2019 (10 plays, 75 yards)
- 3:42, LSU vs. Clemson, New Orleans, Jan. 13, 2020 (8 plays, 57 yards)

MOST YARDS SCORING DRIVE (FIELD GOAL), SEMIFINALS

- 88, Oregon vs. Florida State, Rose, Jan. 1, 2015 (19 plays)
- 80, Ohio State vs. Alabama, Sugar, Jan. 1, 2015 (10 plays)

MOST YARDS SCORING DRIVE (FIELD GOAL), NATIONAL CHAMPIONSHIP GAME

- 71, Alabama vs. Georgia, Atlanta, Jan. 8, 2018 (8 plays)
- 70, Georgia vs. Alabama, Atlanta, Jan. 8, 2018 (13 plays)
- 66, Oregon vs. Ohio State, North Texas, Jan. 12, 2015 (12 plays)
- 64, Alabama vs. Clemson, Arizona, Jan. 11, 2016 (8 plays)

MOST PLAYS IN SCORING DRIVE (FIELD GOAL), SEMIFINALS

- 19, Oregon vs. Florida State, Rose, Jan. 1, 2015 (88 yards)
- 14, Ohio State vs. Clemson, Fiesta, Dec. 28, 2019 (70 yards)
- 14, Oklahoma vs. Alabama, Orange, Dec. 29, 2018 (66 yards)
- 13, 2 others. Last: Clemson vs. Alabama, Sugar, Jan. 1, 2018 (54 yards)

MOST PLAYS IN SCORING DRIVE (FIELD GOAL), NATIONAL CHAMPIONSHIP GAME

- 14, Georgia vs. Alabama, Atlanta, Jan. 8, 2018 (55 yards)
- 13, Georgia vs. Alabama, Atlanta, Jan. 8, 2018 (70 yards)
- 12, Oregon vs. Ohio State, North Texas, Jan. 12, 2015 (66 yards)
- 11, Alabama vs. Clemson, Santa Clara, Jan. 7, 2019 (45 yards)
- 9, Clemson vs. LSU, New Orleans, Jan. 13, 2020 (40 yards)
- 9, Clemson vs. Alabama, Arizona, Jan. 11, 2016 (55 yards)

LONGEST SCORING DRIVE (FIELD GOAL), SEMIFINALS

- 7:05, Alabama vs. Oklahoma, Orange, Dec. 29, 2018 (12 plays, 55 yards)
- 5:24, Alabama vs. Clemson, Sugar, Jan. 1, 2018 (10 plays, 47 yards)
- 5:18, Oklahoma vs. Alabama, Orange, Dec. 29, 2018 (14 plays, 66 yards)
- 5:03, Clemson vs. Alabama, Sugar, Jan. 1, 2018 (13 plays, 54 yards)
- 4:55, Ohio State vs. Clemson, Fiesta, Dec. 28, 2019 (14 plays, 70 yards)

LONGEST SCORING DRIVE (FIELD GOAL), NATIONAL CHAMPIONSHIP GAME

- 7:40, Georgia vs. Alabama, Atlanta, Jan. 8, 2018 (14 plays, 55 yards)
- 6:07, Alabama vs. Clemson, Santa Clara, Jan. 7, 2019 (11 plays, 45 yards)
- 5:19, Georgia vs. Alabama, Atlanta, Jan. 8, 2018 (13 plays, 70 yards)
- 4:01, Oregon vs. Ohio State, North Texas, Jan. 12, 2015 (12 plays, 66 yards)
- 3:37, Clemson vs. LSU, New Orleans, Jan. 13, 2020 (9 plays, 40 yards)

TEAM RECORDS

QUICKEST SCORING DRIVES TO OPEN GAME, SEMIFINALS

2:57, LSU vs. Oklahoma, Peach, Dec. 28, 2019
(42 yards, 3 plays, 19-yard TD pass)
2:57, Ohio State vs. Clemson, Fiesta, Dec. 28, 2019 (71 yards, 10 plays, 21-yard FG)
3:06, Alabama vs. Oklahoma, Orange, Dec. 29, 2018 (75 yards, 7 plays, 1-yard TD run)
3:28, Ohio State vs. Alabama, Sugar, Jan. 1, 2015 (80 yards, 10 plays, 22-yard FG)
3:29, Oklahoma vs. Georgia, Rose, Jan. 1, 2018 (80 yards, 6 plays, 13-yard TD pass)

QUICKEST SCORING DRIVES TO OPEN GAME, NATIONAL CHAMPIONSHIP GAME

2:55, Alabama vs. Clemson, Santa Clara, Jan. 7, 2019 (75 yards, 3 plays, 62-yard TD pass)
3:39, Oregon vs. Ohio State, North Texas, Jan. 12, 2015 (75 yards, 11 plays, 7-yard TD pass)
5:37, Alabama vs. Clemson, Tampa, Jan. 9, 2017 (59 yards, 3 plays, 25-yard TD run)
7:05, Alabama vs. Clemson, Arizona, Jan. 11, 2016 (59 yards, 3 plays, 50-yard TD run)

MOST FIRST DOWNS, SEMIFINALS

31, LSU vs. Oklahoma, Peach, Dec. 28, 2019
30, Oregon vs. Florida State, Rose, Jan. 1, 2015
30, Clemson vs. Oklahoma, Orange, Dec. 31, 2015
28, 3 others. Last: Ohio State vs. Clemson, Fiesta, Dec. 28, 2019

MOST FIRST DOWNS, NATIONAL CHAMPIONSHIP GAME

31, Clemson vs. Alabama, Tampa, Jan. 9, 2017
31, Clemson vs. Alabama, Arizona, Jan. 11, 2016
29, LSU vs. Clemson, New Orleans, Jan. 13, 2020
28, Ohio State vs. Oregon, North Texas, Jan. 12, 2015

MOST FIRST DOWNS, TWO-GAME

61, Clemson, Orange & NCG, 2015 season
60, LSU, Peach & NCG, 2019 season
55, Clemson, Fiesta & NCG, 2016 season
51, Alabama, Orange & NCG, 2018 season
51, Ohio State, Sugar & NCG, 2014 season

MOST FIRST DOWNS RUSHING, SEMIFINALS

17, Clemson vs. Oklahoma, Orange, Dec. 31, 2015
17, Oregon vs. Florida State, Rose, Jan. 1, 2015
13, Alabama vs. Washington, Peach, Dec. 31, 2016
12, 3 others. Last: Alabama vs. Oklahoma, Orange, Dec. 29, 2018

MOST FIRST DOWNS RUSHING, NATIONAL CHAMPIONSHIP GAME

18, Ohio State vs. Oregon, North Texas, Jan. 12, 2015
12, Alabama vs. Clemson, Santa Clara, Jan. 7, 2019
10, LSU vs. Clemson, New Orleans, Jan. 13, 2020
10, Alabama vs. Georgia, Atlanta, Jan. 8, 2018
10, Alabama vs. Clemson, Tampa, Jan. 9, 2017

MOST FIRST DOWNS RUSHING, TWO-GAME

30, Ohio State, Sugar & NCG, 2014 season
26, Clemson, Orange & NCG, 2015 season

MOST FIRST DOWNS PASSING, SEMIFINALS

20, LSU vs. Oklahoma, Peach, Dec. 28, 2019
17, Florida State vs. Oregon, Rose, Jan. 1, 2015
16, 3 others. Last: Ohio State vs. Clemson, Fiesta, Dec. 28, 2019

MOST FIRST DOWNS PASSING, NATIONAL CHAMPIONSHIP GAME

20, Clemson vs. Alabama, Arizona, Jan. 11, 2016
19, Clemson vs. Alabama, Tampa, Jan. 9, 2017
17, LSU vs. Clemson, New Orleans, Jan. 13, 2020
13, Oregon vs. Ohio State, North Texas, Jan. 12, 2015

MOST FIRST DOWNS PASSING, TWO-GAME

37, LSU, Peach & NCG, 2019 season
31, Clemson, Fiesta & NCG, 2016 season
30, Clemson, Orange & NCG, 2015 season
27, Clemson, Cotton & NCG, 2018 season
27, Alabama, Orange & NCG, 2018 season

MOST FIRST DOWNS BY PENALTY, SEMIFINALS

4, Clemson vs. Ohio State, Fiesta, Dec. 28, 2019
3, Ohio State vs. Clemson, Fiesta, Dec. 28, 2019
3, Michigan State vs. Alabama, Cotton, Dec. 31, 2015
3, Clemson vs. Oklahoma, Orange, Dec. 31, 2015
2, 8 others. Last: Oklahoma vs. LSU, Peach, Dec. 28, 2019

TEAM RECORDS

**MOST FIRST DOWNS BY PENALTY,
NATIONAL CHAMPIONSHIP GAME**

6, Clemson vs. LSU, New Orleans, Jan. 13, 2020
 4, Clemson vs. Alabama, Tampa, Jan. 9, 2017
 3, Georgia vs. Alabama, Atlanta, Jan. 8, 2018
 2, 5 others. Last: LSU vs. Clemson, New Orleans, Jan. 13, 2020

MOST PUNTS, SEMIFINALS

9, Washington vs. Alabama, Peach, Dec. 31, 2016 (9-423, 47.0 average)
 9, Michigan State vs. Alabama, Cotton, Dec. 31, 2015 (9-411, 45.7 average)
 8, Notre Dame vs. Clemson, Cotton, Dec. 29, 2018 (8-367 yards, 45.9 average)
 8, Alabama vs. Washington, Peach, Dec. 31, 2016 (8-367, 45.9 average)
 7, 4 others. Last: Clemson vs. Ohio State, Fiesta, Dec. 28, 2019 (7-314, 44.9 average)

**MOST PUNTS,
NATIONAL CHAMPIONSHIP GAME**

11, Alabama vs. Clemson, Tampa, Jan. 9, 2017 (11-483, 43.9 average)
 9, Clemson vs. LSU, New Orleans, Jan. 13, 2020 (9-355, 39.4 average)
 9, Clemson vs. Alabama, Tampa, Jan. 9, 2017 (9-345, 38.3 average)
 7, 3 others. Last: LSU vs. Clemson, New Orleans, Jan. 13, 2020 (7-312, 44.6 average)

**HIGHEST PUNTING AVERAGE
(MIN. 2 PUNTS), SEMIFINALS**

55.0, Alabama vs. Ohio State, Sugar, Jan. 1, 2015 (7-385 yards)
 48.0, Georgia vs. Oklahoma, Rose, Jan. 1, 2018 (6-288 yards)
 46.5, Alabama vs. Michigan State, Cotton, Dec. 31, 2015 (6-279 yards)
 46.5, Ohio State vs. Alabama, Sugar, Jan. 1, 2015 (6-279 yards)
 45.9, Notre Dame vs. Clemson, Cotton, Dec. 29, 2018 (8-367 yards)
 45.9, Washington vs. Alabama, Peach, Dec. 31, 2016 (8-637 yards)

**HIGHEST PUNTING AVERAGE (MIN. 2
PUNTS), NATIONAL CHAMPIONSHIP GAME**

50.0, Alabama vs. Clemson, Santa Clara, Jan. 7, 2019 (2-100 yards)
 47.5, Alabama vs. Georgia, Atlanta, Jan. 8, 2018 (6-285 yards)
 44.6, LSU vs. Clemson, New Orleans, Jan. 13, 2020 (7-312 yards)
 44.3, Clemson vs. Alabama, Santa Clara, Jan. 7, 2019 (3-133 yards)
 44.2, Clemson vs. Alabama, Arizona, Jan. 11, 2016 (6-265 yards)

MOST PUNT RETURNS, SEMIFINALS

5, Alabama vs. Michigan State, Cotton, Dec. 31, 2015 (5-80 yards)
 3, Clemson vs. Ohio State, Fiesta, Dec. 28, 2019 (3-4 yards)
 3, Michigan State vs. Alabama, Cotton, Dec. 31, 2015 (3-16 yards)
 3, Alabama vs. Clemson, Sugar, Jan. 1, 2018 (3-30 yards)
 2, 6 others. Last: Ohio State vs. Clemson, Fiesta, Dec. 28, 2019 (2-3 yards)

**MOST PUNT RETURNS,
NATIONAL CHAMPIONSHIP GAME**

5, Alabama vs. Georgia, Atlanta, Jan. 8, 2018 (5-38 yards)
 3, Ohio State vs. Oregon, North Texas, Jan. 12, 2015 (3-32 yards)

MOST PUNT RETURNS, TWO-GAME

8, Alabama, Sugar & NCG, 2017 season (8-68)
 6, Alabama, Cotton & NCG, 2015 season (6-92)
 5, Clemson, Fiesta & NCG, 2019 season (5-4)
 5, Ohio State, Sugar & NCG, 2014 season (5-42)

MOST PUNT RETURN YARDS, SEMIFINALS

80, Alabama vs. Michigan State, Cotton, Dec. 31, 2015 (5 attempts)
 30, Alabama vs. Clemson, Sugar, Jan. 1, 2018 (3 attempts)
 21, Georgia vs. Oklahoma, Rose, Jan. 1, 2018 (1 attempt)
 16, Michigan State vs. Alabama, Cotton, Dec. 31, 2015 (3 attempts)
 16, Clemson vs. Ohio State, Fiesta, Dec. 31, 2016 (2 attempts)

TEAM RECORDS

**MOST PUNT RETURN YARDS,
NATIONAL CHAMPIONSHIP GAME**

- 38, Alabama vs. Georgia, Atlanta, Jan. 8, 2018 (5 attempts)
- 34, Georgia vs. Alabama, Atlanta, Jan. 8, 2018 (2 attempts)
- 32, Ohio State vs. Oregon, North Texas, Jan. 12, 2015 (3 attempts)
- 22, Clemson vs. Alabama, Arizona, Jan. 11, 2016 (2 attempts)
- 17, LSU vs. Clemson, New Orleans, Jan. 13, 2020 (2 attempts)

MOST PUNT RETURN YARDS, TWO-GAME

- 92, Alabama, Cotton & NCG, 2015 season (6 attempts)
- 68, Alabama, Sugar & NCG, 2017 season (8 attempts)
- 55, Georgia, Rose & NCG, 2017 season (3 attempts)
- 42, Ohio State, Sugar & NCG, 2014 season (5 attempts)

**HIGHEST PUNT RETURN AVERAGE
(MIN. 2 ATTEMPTS), SEMIFINALS**

- 16.0, Alabama vs. Michigan State, Cotton, Dec. 31, 2015 (5-80 yards)
- 10.0, Alabama vs. Clemson, Sugar, Jan. 1, 2018 (3-30 yards)
- 8.0, Clemson vs. Ohio State, Fiesta, Dec. 31, 2016 (2-16 yards)
- 5.3, Michigan State vs. Alabama, Cotton, Dec. 31, 2015 (3-16 yards)
- 5.0, 2 others. Last: Clemson vs. Notre Dame, Cotton, Dec. 29, 2018 (2-10 yards)

**HIGHEST PUNT RETURN AVERAGE
(MIN. 2 ATTEMPTS),
NATIONAL CHAMPIONSHIP GAME**

- 17.0, Georgia vs. Alabama, Atlanta, Jan. 8, 2018 (2-34 yards)
- 11.0, Clemson vs. Alabama, Arizona, Jan. 11, 2016 (2-22 yards)
- 10.7, Ohio State vs. Oregon, North Texas, Jan. 12, 2015 (3-32 yards)

MOST KICKOFF RETURNS, SEMIFINALS

- 9, Florida State vs. Oregon, Rose, Jan. 1, 2015 (9-186 yards)
- 7, Alabama vs. Ohio State, Sugar, Jan. 1, 2015 (7-102 yards)
- 5, Oklahoma vs. Alabama, Orange, Dec. 29, 2018 (5-92 yards)
- 5, Ohio State vs. Clemson, Fiesta, Dec. 31, 2016 (5-128 yards)
- 4, 2 others. Last: Clemson vs. Alabama, Sugar, Jan. 1, 2018 (4-65 yards)

**MOST KICKOFF RETURNS,
NATIONAL CHAMPIONSHIP GAME**

- 6, Clemson vs. Alabama, Tampa, Jan. 9, 2017 (6-130 yards)
- 5, Alabama vs. Clemson, Arizona, Jan. 11, 2016 (5-196 yards)
- 4, Oregon vs. Ohio State, North Texas, Jan. 12, 2015 (4-52 yards)

**MOST KICKOFF RETURN YARDS,
SEMIFINALS**

- 186, Florida State vs. Oregon, Rose, Jan. 1, 2015 (9-186, 20.7 average)
- 128, Ohio State vs. Clemson, Fiesta, Dec. 31, 2016 (5-128, 25.6 average)
- 102, Alabama vs. Ohio State, Sugar, Jan. 1, 2015 (7-102, 14.6 average)
- 97, Oklahoma vs. Clemson, Orange, Dec. 31, 2015 (4-97, 24.3 average)

**MOST KICKOFF RETURN YARDS,
NATIONAL CHAMPIONSHIP GAME**

- 196, Alabama vs. Clemson, Arizona, Jan. 11, 2016 (5-196, 39.2 average)
- 130, Clemson vs. Alabama, Tampa, Jan. 9, 2017 (6-130, 21.7 average)
- 68, Clemson vs. Alabama, Arizona, Jan. 11, 2016 (3-68, 22.7 average)
- 52, Oregon vs. Ohio State, North Texas, Jan. 12, 2015 (4-52, 13.0 average)

TEAM RECORDS

**HIGHEST KICKOFF RETURN AVERAGE
(MIN. 2 RETURNS), SEMIFINALS**

27.5, Georgia vs. Oklahoma, Rose, Jan. 1, 2018
(2-55 yards)
25.6, Ohio State vs. Clemson, Fiesta, Dec. 31,
2016 (5-128 yards)
24.3, Oklahoma vs. Clemson, Orange, Dec. 31,
2015 (4-97 yards)
22.5, Alabama vs. Washington, Peach, Dec. 31,
2016 (2-45 yards)
20.7, Florida State vs. Oregon, Rose, Jan. 1,
2015 (9-186 yards)

**HIGHEST KICKOFF RETURN AVERAGE
(MIN. 2 RETURNS),
NATIONAL CHAMPIONSHIP GAME**

39.2, Alabama vs. Clemson, Arizona, Jan. 11,
2016 (5-196 yards)
22.7, Clemson vs. Alabama, Arizona, Jan. 11,
2016 (3-68 yards)
21.7, Clemson vs. Alabama, Tampa, Jan. 9, 2017
(6-130 yards)

MOST FUMBLES, SEMIFINALS

7, Florida State vs. Oregon, Rose, Jan. 1, 2015
2, 7 others. Last: LSU vs. Oklahoma, Peach,
Dec. 28, 2019

**MOST FUMBLES,
NATIONAL CHAMPIONSHIP GAME**

3, Alabama vs. Clemson, Santa Clara, Jan. 7, 2019
3, Ohio State vs. Oregon, North Texas,
Jan. 12, 2015
2, 2 others. Last: Clemson vs. Alabama,
Tampa, Jan. 9, 2017

MOST FUMBLES, TWO-GAME

5, Ohio State, Sugar & NCG, 2014 season
3, 3 others. Last: Alabama, Orange & NCG,
2018 season

MOST FUMBLES LOST, SEMIFINALS

4, Florida State vs. Oregon, Rose, Jan. 1, 2015
1, 7 others. Last: Notre Dame vs. Clemson,
Cotton, Dec. 29, 2018

**MOST FUMBLES LOST,
NATIONAL CHAMPIONSHIP GAME**

3, Ohio State vs. Oregon, North Texas,
Jan. 12, 2015
2, Clemson vs. Alabama, Tampa, Jan. 9, 2017

MOST FUMBLES LOST, TWO-GAME

4, Ohio State, Sugar & NCG, 2014 season

MOST PENALTIES, SEMIFINALS

11, Alabama vs. Washington, Peach, Dec. 31,
2016 (11-66 yards)
9, Alabama vs. Oklahoma, Orange, Dec. 29,
2018 (9-86 yards)
8, Oklahoma vs. LSU, Peach, Dec. 28, 2019
(8-62 yards)
8, Ohio State vs. Clemson, Fiesta, Dec. 28,
2019 (8-77 yards)
8, Ohio State vs. Clemson, Fiesta, Dec. 31,
2016 (8-72 yards)

**MOST PENALTIES,
NATIONAL CHAMPIONSHIP GAME**

11, LSU vs. Clemson, New Orleans, Jan. 13,
2020 (11-118 yards)
10, Oregon vs. Ohio State, North Texas, Jan. 12,
2015 (10-76 yards)
9, Alabama vs. Clemson, Tampa, Jan. 9, 2017
(9-82 yards)
7, Clemson vs. LSU, New Orleans, Jan. 13, 2020
(7-65 yards)
6, 3 others. Last: Alabama vs. Clemson, Santa
Clara, Jan. 7, 2019 (6-60 yards)

MOST PENALTIES, TWO-GAME

20, Alabama, Peach & NCG, 2016 season
(20-148 yards)
16, Oregon, Rose & NCG, 2014 season
(16-126 yards)
15, LSU, Peach & NCG, 2019 season (15-167 yards)
15, Alabama, Orange & NCG, 2018 season
(15-146 yards)
13, Clemson, Fiesta & NCG, 2019 season
(13-112 yards)

TEAM RECORDS

MOST PENALTY YARDS, SEMIFINALS

- 86, Alabama vs. Oklahoma, Orange, Dec. 29, 2018 (9 penalties)
- 77, Ohio State vs. Clemson, Fiesta, Dec. 28, 2019 (8 penalties)
- 72, Ohio State vs. Clemson, Fiesta, Dec. 31, 2016 (8 penalties)
- 69, Alabama vs. Michigan State, Cotton, Dec. 31, 2015 (6 penalties)
- 66, Alabama vs. Washington, Peach, Dec. 31, 2016 (11 penalties)

MOST PENALTY YARDS, NATIONAL CHAMPIONSHIP GAME

- 118, LSU vs. Clemson, New Orleans, Jan. 13, 2020 (11 penalties)
- 82, Alabama vs. Clemson, Tampa, Jan. 9, 2017 (9 penalties)
- 76, Oregon vs. Ohio State, North Texas, Jan. 12, 2015 (10 penalties)
- 65, Clemson vs. LSU, New Orleans, Jan. 13, 2020 (7 penalties)
- 65, Georgia vs. Alabama, Atlanta, Jan. 8, 2018 (6 penalties)

MOST PENALTY YARDS, TWO-GAME

- 167, LSU, Peach & NCG, 2019 season (15 penalties)
- 148, Alabama, Peach & NCG, 2016 season (20 penalties)
- 146, Alabama, Orange & NCG, 2018 season (15 penalties)
- 126, Oregon, Rose & NCG, 2014 season (16 penalties)

DEFENSIVE RECORDS

TOTAL TACKLES, SEMIFINALS

- 18, Alohi Gilman, Notre Dame vs. Clemson, Cotton, Dec. 29, 2018 (8 solo, 10 assist)
- 16, Te'von Coney, Notre Dame vs. Clemson, Cotton, Dec. 29, 2018 (4 solo, 12 assist)
- 15, Raekwon McMillian, Ohio State vs. Clemson, Fiesta, Dec. 31, 2016 (12 solo, 3 assist)
- 14, P.J. Williams, Florida State vs. Oregon, Rose, Jan. 1, 2015 (8 solo, 6 assist)
- 12, 3 others. Last: Chad Smith, Clemson vs. Ohio State, Fiesta, Dec. 28, 2019 (8 solo, 4 assist)

TOTAL TACKLES, NATIONAL CHAMPIONSHIP GAME

- 13, Roquan Smith, Georgia vs. Alabama, Atlanta, Jan. 8, 2018 (9 solo, 4 assist)
- 12, Wilson Mack, Alabama vs. Georgia, Atlanta, Jan. 8, 2018 (7 solo, 5 assist)
- 12, Reuben Foster, Alabama vs. Clemson, Tampa, Jan. 9, 2017 (6 solo, 6 assist)
- 11, 2 others. Last: Rashaan Evans, Alabama vs. Clemson, Tampa, Jan. 9, 2017 (6 solo, 5 assist)

SOLO TACKLES, SEMIFINALS

- 12, Raekwon McMillian, Ohio State vs. Clemson, Fiesta, Dec. 31, 2016 (15 total)
- 9, Landon Collins, Alabama vs. Ohio State, Sugar, Jan. 1, 2015 (12 total)
- 8, 4 others. Last: Chad Smith, Clemson vs. Ohio State, Fiesta, Dec. 28, 2019 (12 total)

SOLO TACKLES, NATIONAL CHAMPIONSHIP GAME

- 11, Geno Matias-Smith, Alabama vs. Clemson, Arizona, Jan. 11, 2016 (11 total)
- 10, B.J. Goodson, Clemson vs. Alabama, Arizona, Jan. 11, 2016 (10 total)
- 9, Roquan Smith, Georgia vs. Alabama, Atlanta, Jan. 8, 2018 (13 total)
- 8, 2 others. Last: Alohi Gilman, Notre Dame vs. Clemson, Cotton, Dec. 29, 2018 (18 total)

ASSISTED TACKLES, SEMIFINALS

- 12, Te'von Coney, Notre Dame vs. Clemson, Cotton, Dec. 29, 2018 (16 total)
- 10, Alohi Gilman, Notre Dame vs. Clemson, Cotton, Dec. 29, 2018 (18 total)
- 8, Dominique Alexander, Oklahoma vs. Clemson, Orange, Dec. 31, 2015 (12 total)
- 8, Kenneth Murray, Oklahoma vs. Alabama, Orange, Dec. 29, 2018 (11 total)
- 7, Roquan Smith, Georgia vs. Oklahoma, Rose, Jan. 1, 2018 (11 total)
- 7, Lorenzo Carter, Georgia vs. Oklahoma, Rose, Jan. 1, 2018 (10 total)

ASSISTED TACKLES, NATIONAL CHAMPIONSHIP GAME

- 6, Reuben Foster, Alabama vs. Clemson, Tampa, Jan. 9, 2017 (12 total)
- 5, 4 others. Last: Tre Lamar, Clemson vs. Alabama, Santa Clara, Jan. 7, 2019 (6 total)

QUARTERBACK SACKS, SEMIFINALS

- 2, K'Lavon Chaisson, LSU vs. Oklahoma, Peach, Dec. 28, 2019
- 2, Brannon Spector, Clemson vs. Ohio State, Fiesta, Dec. 28, 2019
- 2, Austin Bryant, Clemson vs. Notre Dame, Cotton, Dec. 29, 2018
- 2, Carlos Watkins, Clemson vs. Ohio State, Fiesta, Dec. 31, 2016
- 2, Jonathan Allen, Alabama vs. Michigan State, Cotton, Dec. 31, 2015
- 2, Darron Lee, Ohio State vs. Alabama, Sugar, Jan. 1, 2015

QUARTERBACK SACKS, NATIONAL CHAMPIONSHIP GAME

- 3, Kevin Dodd, Clemson vs. Alabama, Arizona, Jan. 11, 2016
- 2, Rashaan Evans, Alabama vs. Clemson, Arizona, Jan. 11, 2016
- 2, Shaq Lawson, Clemson vs. Alabama, Arizona, Jan. 11, 2016

DEFENSIVE RECORDS

TEAM QUARTERBACK SACKS, SEMIFINALS

- 6, Clemson vs. Notre Dame, Cotton, Dec. 29, 2018 (26 yards)
 5, 3 others. Last: Alabama vs. Clemson, Sugar, Jan. 1, 2018 (34 yards)

TEAM QUARTERBACK SACKS, NATIONAL CHAMPIONSHIP GAME

- 5, Clemson vs. LSU, New Orleans, Jan. 13, 2020 (26 yards)
 5, Clemson vs. Alabama, Arizona, Jan. 11, 2016 (31 yards)
 4, Alabama vs. Georgia, Atlanta, Jan. 8, 2018 (33 yards)
 4, Alabama vs. Clemson, Tampa, Jan. 9, 2017 (25 yards)
 3, Georgia vs. Alabama, Atlanta, Jan. 8, 2018 (26 yards)

TEAM QUARTERBACK SACKS, TWO-GAME

- 10, Clemson, Orange & NCG, 2015 season (72 yards)
 9, Clemson, Fiesta & NCG, 2019 season (55 yards)
 9, Alabama, Sugar & NCG, 2017 season (67 yards)
 9, Alabama, Peach & NCG, 2016 season (63 yards)
 8, 2 others. Last: Clemson, Cotton & NCG, 2018 season (41 yards)

FUMBLES RECOVERED, SEMIFINALS

- 4, Oregon vs. Florida State, Rose, Jan. 1, 2015 (65 yards)
 1, 7 others. Last: Notre Dame vs. Clemson, Cotton, Dec. 29, 2018 (4 yards)

FUMBLES RECOVERED, NATIONAL CHAMPIONSHIP GAME

- 3, Oregon vs. Ohio State, North Texas, Jan. 12, 2015 (0 yards)
 2, Alabama vs. Clemson, Tampa, Jan. 9, 2017 (14 yards)

FUMBLES RECOVERED, TWO-GAME

- 7, Oregon, Rose & NCG, 2014 season (65 yards)
 3, Alabama, Peach & NCG, 2016 season (24 yards)

FUMBLES FORCED, SEMIFINALS

- 6, Oregon vs. Florida State, Rose, Jan. 1, 2015
 2, Oklahoma vs. LSU, Peach, Dec. 28, 2019
 2, Notre Dame vs. Clemson, Cotton, Dec. 29, 2018
 2, Clemson vs. Notre Dame, Cotton, Dec. 29, 2018
 2, Clemson vs. Ohio State, Fiesta, Dec. 31, 2016

FUMBLES FORCED, NATIONAL CHAMPIONSHIP GAME

- 3, Clemson vs. Alabama, Santa Clara, Jan. 7, 2019
 2, Oregon vs. Ohio State, North Texas, Jan. 12, 2015

FUMBLES FORCED, TWO-GAME

- 8, Oregon, Rose & NCG, 2014 season
 5, Clemson, Cotton & NCG, 2018 season
 3, Clemson, Fiesta & NCG, 2016 season
 2, 2 others. Last: Alabama, Peach & NCG, 2016 season

INTERCEPTIONS MADE, SEMIFINALS

- 1, held by 22 different players

INTERCEPTIONS MADE, NATIONAL CHAMPIONSHIP GAME

- 1, held by eight different players

INTERCEPTIONS MADE-TEAM, SEMIFINALS

- 3, Ohio State vs. Alabama, Sugar, Jan. 1, 2015
 2, 6 others. Last: Clemson vs. Ohio State, Fiesta, Dec. 28, 2019

INTERCEPTIONS MADE-TEAM, NATIONAL CHAMPIONSHIP GAME

- 2, Clemson vs. Alabama, Santa Clara, Jan. 7, 2019
 2, Alabama vs. Georgia, Atlanta, Jan. 8, 2018
 1, 2 others. Last: Alabama vs. Clemson, Arizona, Jan. 11, 2016

INTERCEPTIONS MADE-TEAM, TWO-GAME

- 4, Alabama, Sugar & NCG, 2017 season
 4, Ohio State, Sugar & NCG, 2014 season
 3, Clemson, Cotton & NCG, 2018 season
 3, Alabama, Cotton & NCG, 2015 season
 2, 3 others. Last: Clemson, Fiesta & NCG, 2019 season

DEFENSIVE RECORDS

**INTERCEPTION RETURN YARDAGE,
SEMIFINALS**

104, Clemson vs. Ohio State, Fiesta, Dec. 31, 2016
 77, Ohio State vs. Alabama, Sugar, Jan. 1, 2015
 54, Alabama vs. Washington, Peach, Dec. 31, 2016
 39, Georgia vs. Oklahoma, Rose, Jan. 1, 2018
 39, Alabama vs. Clemson, Sugar, Jan. 1, 2018

**INTERCEPTION RETURN YARDAGE,
NATIONAL CHAMPIONSHIP GAME**

90, Clemson vs. Alabama, Santa Clara,
 Jan. 7, 2019
 19, Alabama vs. Georgia, Atlanta, Jan. 8, 2018
 8, Ohio State vs. Oregon, North Texas,
 Jan. 12, 2015

**INTERCEPTION RETURN YARDAGE,
TWO-GAME**

114, Clemson, Cotton & NG, 2018 season
 85, Ohio State, Sugar & NCG, 2014 season
 58, Alabama, Sugar & NCG, 2017 season
 39, Georgia, Rose & NCG, 2017 season

PASSES BROKEN UP, SEMIFINALS

9, Alabama vs. Clemson, Sugar, Jan. 1, 2018
 8, Notre Dame vs. Clemson, Cotton, Dec. 29, 2018
 8, Alabama vs. Michigan State, Cotton,
 Dec. 31, 2015
 7, Alabama vs. Ohio State, Sugar, Jan. 1, 2015
 6, 3 others. Last: LSU vs. Oklahoma, Peach,
 Dec. 28, 2019

**PASSES BROKEN UP,
NATIONAL CHAMPIONSHIP GAME**

7, Alabama vs. Clemson, Arizona, Jan. 11, 2016
 5, Clemson vs. LSU, New Orleans, Jan. 13, 2020
 5, Clemson vs. Alabama, Tampa, Jan. 9, 2017
 4, Alabama vs. Clemson, Santa Clara, Jan. 7, 2019
 4, Alabama vs. Georgia, Atlanta, Jan. 8, 2018

PASSES BROKEN UP, TWO-GAME

15, Alabama, Cotton & NCG, 2015 season
 13, Alabama, Sugar & NCG, 2017 season
 10, Clemson, Fiesta & NCG, 2019 season
 10, Clemson, Fiesta & NCG, 2016 season
 10, Alabama, Orange & NCG, 2018 season

MISCELLANEOUS RECORDS

ATTENDANCE, PLAYOFF SEMIFINALS

TOTAL	GAME	FINAL SCORE	DATE
92,844	Semifinal: Rose	Georgia 54, Oklahoma, 48 (2OT)	January 1, 2018
91,322	Semifinal: Rose	Oregon 59, Florida State 20	January 1, 2015
82,812	Semifinal: Cotton	Alabama 38, Michigan State 0	December 31, 2015
78,347	Semifinal: Peach	LSU 63, Oklahoma 28	December 28, 2019
75,996	Semifinal: Peach	Alabama 24, Washington 7	December 31, 2016
74,682	Semifinal: Sugar	Ohio State 42, Alabama 35	January 1, 2015
72,360	Semifinal: Sugar	Alabama 24, Clemson 6	January 1, 2018
72,183	Semifinal: Cotton	Clemson 30, Notre Dame 3	December 29, 2018
71,330	Semifinal: Fiesta	Clemson 29, Ohio State 23	December 28, 2019
71,279	Semifinal: Fiesta	Clemson 31, Ohio State 0	December 31, 2016
67,615	Semifinal: Orange	Clemson 37, Oklahoma 17	December 31, 2015
66,203	Semifinal: Orange	Alabama 45, Oklahoma 34	December 29, 2018

ATTENDANCE, CFP NATIONAL CHAMPIONSHIP

TOTAL	GAME	FINAL SCORE	DATE
85,689	Arlington, TX	Ohio State 42, Oregon 20	January 12, 2015
77,430	Atlanta, GA	Alabama 26, Georgia 23 (OT)	January 8, 2018
76,885	New Orleans, LA	LSU 42, Clemson 25	January 13, 2020
75,765	Glendale, AZ	Alabama 45, Clemson 40	January 11, 2016
74,814	Santa Clara, CA	Clemson 44, Alabama 16	January 7, 2019
74,512	Tampa, FL	Clemson 35, Alabama 31	January 9, 2017

GAME LENGTH, PLAYOFF SEMIFINALS

DURATION	GAME	TEAMS	DATE
4:05	Semifinal: Rose	Georgia vs. Oklahoma	January 1, 2018
3:41	Semifinal: Fiesta	Clemson vs. Ohio State	December 28, 2019
3:41	Semifinal: Orange	Clemson vs. Oklahoma	December 31, 2015
3:41	Semifinal: Sugar	Ohio State vs. Alabama	January 1, 2015
3:37	Semifinal: Orange	Alabama vs. Oklahoma	December 29, 2018
3:37	Semifinal: Rose	Oregon vs. Florida State	January 1, 2015
3:35	Semifinal: Peach	LSU vs. Oklahoma	December 28, 2019
3:31	Semifinal: Cotton	Clemson vs. Notre Dame	December 29, 2018
3:23	Semifinal: Fiesta	Clemson vs. Ohio State	December 31, 2016
3:22	Semifinal Peach	Alabama vs. Washington	December 31, 2016
3:19	Semifinal: Cotton	Alabama vs. Michigan State	December 31, 2015
3:19	Semifinal: Sugar	Alabama vs. Clemson	January 1, 2018

GAME LENGTH, CFP NATIONAL CHAMPIONSHIP

DURATION	GAME	TEAMS	DATE
4:08	Tampa, FL	Clemson vs. Alabama	January 9, 2017
3:56	New Orleans, LA	LSU vs. Clemson	January 13, 2020
3:50	Atlanta, GA	Alabama vs. Georgia	January 8, 2018
3:45	Glendale, AZ	Alabama vs. Clemson	January 11, 2016
3:37	Arlington, TX	Ohio State vs. Oregon	January 12, 2015
3:27	Santa Clara, CA	Clemson vs. Alabama	January 7, 2019

COLLEGE FOOTBALL PLAYOFF

MISCELLANEOUS RECORDS

TV VIEWERSHIP, PLAYOFF SEMIFINALS

TOTAL	GAME	FINAL SCORE	DATE
28,270,000	Semifinal: Sugar	Ohio State 42, Alabama 35	January 1, 2015
28,160,000	Semifinal: Rose	Oregon 59, Florida State 20	January 1, 2015
26,913,000	Semifinal: Rose	Georgia 54, Oklahoma 48 (2OT)	January 1, 2018
21,473,000	Semifinal: Sugar	Alabama 24, Clemson 6	January 1, 2018
21,150,000	Semifinal: Fiesta	Clemson 29, Ohio State 23	December 28, 2019
19,344,000	Semifinal: Peach	Alabama 24, Washington 7	December 31, 2016
19,237,000	Semifinal: Fiesta	Clemson 31, Ohio State 0	December 31, 2016
19,069,000	Semifinal: Orange	Alabama 45, Oklahoma 34	December 29, 2018
18,552,000	Semifinal: Cotton	Alabama 38, Michigan State 0	December 31, 2015
17,210,000	Semifinal: Peach	LSU 63, Oklahoma, 28	December 28, 2019
16,809,000	Semifinal: Cotton	Clemson 30, Notre Dame 3	December 29, 2018
15,640,000	Semifinal: Orange	Clemson 37, Oklahoma 17	December 31, 2015

TV VIEWERSHIP, CFP NATIONAL CHAMPIONSHIP

TOTAL	SITE	FINAL SCORE	DATE
34,150,000	Arlington, TX	Ohio State 42, Oregon 20	January 12, 2015
28,443,000	Atlanta, GA	Alabama 26, Georgia 23 (OT)	January 8, 2018
26,182,000	Glendale, AZ	Alabama 45, Clemson 40	January 11, 2016
25,590,000	New Orleans, LA	LSU 42, Clemson 25	January 13, 2020
25,280,000	Santa Clara, CA	Clemson 44, Alabama 16	January 7, 2019
25,266,000	Tampa, FL	Clemson 35, Alabama 31	January 9, 2017

ALL-TIME COLLEGE FOOTBALL PLAYOFF APPEARANCES

TEAM	TOTAL APPEAR.	OVERALL WINS	OVERALL LOSSES	WINNING %	PLAYOFF SEMIFINALS	NATIONAL CHAMPIONSHIP GAME
Alabama	9	6	3	0.666	4-1	2-2
Clemson	9	6	3	0.666	4-1	2-2
Ohio State	4	2	2	0.500	1-2	1-0
Oklahoma	4	0	4	0.000	0-4	0-0
LSU	2	2	0	1.000	1-0	1-0
Oregon	2	1	1	0.500	1-0	0-1
Georgia	2	1	1	0.500	1-0	0-1
Notre Dame	1	0	1	0.000	0-1	0-0
Florida State	1	0	1	0.000	0-1	0-0
Michigan State	1	0	1	0.000	0-1	0-0
Washington	1	0	1	0.000	0-1	0-0

RECORDS BY SEED IN PLAYOFF SEMIFINALS AND CFP NATIONAL CHAMPIONSHIP

SEED	RECORD IN PLAYOFF SEMIFINALS	RECORD IN NATIONAL CHAMPIONSHIP GAME
#1	4-2	1-3
#2	4-2	3-1
#3	2-4	0-2
#4	2-4	2-0

ALL-TIME BCS RESULTS

ALL-TIME BCS NATIONAL CHAMPIONSHIP RESULTS

1999 Tostitos Fiesta Bowl (80,470)

#1 Tennessee (SEC)	23
#2 Florida State (ACC)	16

2000 Allstate Sugar Bowl (79,280)

#1 Florida State (ACC)	46
#2 Virginia Tech (Big East)	29

2001 FedEx Orange Bowl (76,835)

#1 Oklahoma (Big 12)	13
#2 Florida State (ACC)	2

2002 Rose Bowl Game (93,781)

#1 Miami (Big East)	37
#2 Nebraska (Big 12)	14

2003 Tostitos Fiesta Bowl (77,502)

#2 Ohio State (Big Ten)	(2OT) 31
#1 Miami (Big East)	24

2004 Allstate Sugar Bowl (79,342)

#2 LSU (SEC)	21
#1 Oklahoma (Big 12)	14

2005 FedEx Orange Bowl (77,912)

#1 *USC (Pac-10)	55
#2 Oklahoma (Big 12)	19

2006 Rose Bowl Game (93,986)

#2 Texas (Big 12)	41
#1 *USC (Pac-10)	38

2007 Tostitos BCS National Championship Game (Glendale) (74,628)

#2 Florida (SEC)	41
#1 Ohio State (Big Ten)	14

2008 Allstate BCS National Championship Game (New Orleans) (79,651)

#2 LSU (SEC)	38
#1 Ohio State (Big Ten)	24

2009 FedEx BCS National Championship Game (Miami) (78,468)

#2 Florida (SEC)	24
#1 Oklahoma (Big 12)	14

2010 BCS National Championship Game presented by Citi (Pasadena) (94,906)

#1 Alabama (SEC)	38
#2 Texas (Big 12)	21

2011 Tostitos BCS National Championship Game (Glendale) (78,603)

#1 Auburn (SEC)	22
#2 Oregon (Pac-10)	19

2012 Allstate BCS National Championship Game (New Orleans) (78,237)

#2 Alabama (SEC)	21
#1 LSU (SEC)	0

2013 Discover BCS National Championship Game (Miami) (80,120)

#2 Alabama (SEC)	42
#1 Notre Dame (Independent)	14

2014 VIZIO BCS National Championship Game (Pasadena) (94,208)

#1 Florida State (ACC)	34
#2 Auburn (SEC)	31

BCS GAME RESULTS

1999	ATTENDANCE	TEAMS	TV RTG
Sugar	76,503	#4 Ohio State 24, #6 Texas A&M 14	11.5
Fiesta/NCG	80,470	#1 Tennessee 23, #2 Florida State 16	17.2
Orange	67,919	#8 Florida 31, #15 Syracuse 10	8.4
Rose	93,872	#9 Wisconsin 38, #5 UCLA 31	13.3
2000	ATTENDANCE	TEAMS	TV RTG
Sugar/NCG	79,280	#1 Florida State 46, #2 Virginia Tech 29	17.5
Fiesta	71,526	#3 Nebraska 31, #5 Tennessee 21	9.6
Orange	70,461	#8 Michigan 35, #4 Alabama 34	11.4
Rose	93,731	#7 Wisconsin 17, Stanford 9	14.1
2001	ATTENDANCE	TEAMS	TV RTG
Sugar	64,407	#3 Miami 37, #7 Florida 20	13.0
Fiesta	75,428	#6 Oregon State 41, #11 Notre Dame 9	10.7
Orange/NCG	76,835	#1 Oklahoma 13, #2 Florida State 2	17.8
Rose	94,392	#4 Washington 34, Purdue 24	14.0
2002	ATTENDANCE	TEAMS	TV RTG
Sugar	77,688	#13 LSU 47, #8 Illinois 34	8.6
Fiesta	74,118	#4 Oregon 38, #3 Colorado 16	11.3
Orange	73,640	#5 Florida 56, #10 Maryland 23	9.5
Rose/NCG	93,781	#1 Miami 37, #2 Nebraska 14	13.9
2003	ATTENDANCE	TEAMS	TV RTG
Sugar	74,269	#3 Georgia 26, #14 Florida State 13	9.2
Fiesta/NCG	77,502	#2 Ohio State 31, #1 Miami 24 (2OT)	17.2
Orange	75,971	#4 USC 38, #5 Iowa 17	9.7
Rose	86,848	#7 Oklahoma 34, #6 Washington State 14	11.3
2004	ATTENDANCE	TEAMS	TV RTG
Sugar/NCG	79,342	#2 LSU 21, #1 Oklahoma 14	14.8
Fiesta	73,425	#5 Ohio State 35, #10 Kansas State 28	8.5
Orange	76,739	#9 Miami 16, #7 Florida State 14	9.1
Rose	93,849	#3 USC 28, #4 Michigan 14	14.3
2005	ATTENDANCE	TEAMS	TV RTG
Sugar	77,349	#3 Auburn 16, #8 Virginia Tech 13	9.5
Fiesta	73,519	#6 Utah 35, #21 Pittsburgh 7	7.4
Orange/NCG	77,912	*#1 USC 55, #2 Oklahoma 19	13.7
Rose	93,468	#4 Texas 38, #13 Michigan 37	12.4
2006	ATTENDANCE	TEAMS	TV RTG
Sugar	74,458	#11 West Virginia 38, #7 Georgia 35	9.0
Fiesta	76,196	#4 Ohio State 34, #6 Notre Dame 20	12.9
Orange	77,912	#3 Penn State 26, #22 Florida State 23 (3OT)	12.2
Rose/NCG	93,986	#2 Texas 41, *#1 USC 38	21.7
2007	ATTENDANCE	TEAMS	TV RTG
Sugar	77,781	#4 LSU 41, #11 Notre Dame 14	9.3
Fiesta	73,719	#8 Boise State 43, #10 Oklahoma 42 (OT)	8.4
Orange	74,470	#6 Louisville 24, #14 Wake Forest 13	7.0
Rose	93,852	#5 USC 32, #3 Michigan 18	11.4
NCG	74,628	#2 Florida 41, #1 Ohio State 14	17.4

*USC's participation later vacated.

COLLEGE FOOTBALL PLAYOFF

BCS GAME RESULTS

2008	ATTENDANCE	TEAMS	TV RTG
Sugar	74,383	#5 Georgia 41, #10 Hawaii 10	7.0
Fiesta	70,016	#9 West Virginia 48, #4 Oklahoma 28	7.7
Orange	74,111	#8 Kansas 24, #3 Virginia Tech 21	7.4
Rose	93,923	#7 USC 49, #13 Illinois 17	11.11
NCG	79,651	#2 LSU 38, #1 Ohio State 24	14.4
2009	ATTENDANCE	TEAMS	TV RTG
Sugar	71,872	#6 Utah 31, #4 Alabama 17	7.81
Fiesta	72,047	#3 Texas 24, #10 Ohio State 21	10.37
Orange	73,602	#19 Virginia Tech 20, #12 Cincinnati 7	5.41
Rose	93,293	#5 USC 38, #8 Penn State 24	11.73
NCG	78,468	#2 Florida 24, #1 Oklahoma 14	15.82
2010	ATTENDANCE	TEAMS	TV RTG
Sugar	65,207	#5 Florida 51, #3 Cincinnati 24	8.5
Fiesta	73,227	#6 Boise State 17, #4 TCU 10	8.2
Orange	66,131	#10 Iowa 24, #9 Georgia Tech 14	6.8
Rose	93,963	#8 Ohio State 26, #7 Oregon 16	13.2
NCG	94,906	#1 Alabama 37, #2 Texas 21	17.17
2011	ATTENDANCE	TEAMS	TV RTG
Sugar	73,879	**#6 Ohio State 31, #8 Arkansas 26	8.2
Fiesta	67,232	#7 Oklahoma 48, NR Connecticut 20	6.2
Orange	65,453	#4 Stanford 40, #13 Virginia Tech 14	6.8
Rose	94,118	#3 TCU 21, #5 Wisconsin 19	11.3
NCG	78,603	#1 Auburn 22, #2 Oregon 19	15.3
2012	ATTENDANCE	TEAMS	TV RTG
Sugar	64,512	#13 Michigan 23, #11 Virginia Tech 20 (OT)	6.1
Fiesta	69,927	#3 Oklahoma State 41, #4 Stanford 38 (OT)	9.7
Orange	67,563	#23 West Virginia 70, #15 Clemson 33	4.56
Rose	91,245	#5 Oregon 45, #10 Wisconsin 38	10.2
NCG	78,237	#2 Alabama 21, #1 LSU 0	14.01
2013	ATTENDANCE	TEAMS	TV RTG
Sugar	54,178	#21 Louisville 33, #3 Florida 23	6.2
Fiesta	70,242	#4 Oregon 35, #5 Kansas State 17	8.56
Orange	72,073	#12 Florida State 31, #15 Northern Illinois 10	6.1
Rose	93,359	#6 Stanford 20, NR Wisconsin	9.4
NCG	80,120	#2 Alabama 42, #1 Notre Dame 14	17.5
2014	ATTENDANCE	TEAMS	TV RTG
Sugar	70,473	#11 Oklahoma 45, #3 Alabama 31	9.3
Fiesta	65,172	#15 UCF 52, #6 Baylor 42	6.6
Orange	72,080	#12 Clemson 40, #7 Ohio State 35	6.7
Rose	95,173	#4 Michigan State 24, #5 Stanford 20	10.2
NCG	94,208	#1 Florida State 34, #2 Auburn 31	14.8

BCS rankings indicated on matchups.

*USC's participation later vacated.

**Ohio State's participation later vacated.

ADDITIONAL RESOURCES

ADDITIONAL RESOURCES

LOGO/PHOTO REQUESTS

To request College Football Playoff logos, photos, or other marks, please e-mail media@collegefootballplayoff.com.

INTERVIEW REQUEST PROTOCOL

To request an interview with College Football Playoff Executive Director Bill Hancock, College Football Playoff Selection Committee Chair Gary Barta or other College Football Playoff executives, please e-mail media@collegefootballplayoff.com.

TICKET DISTRIBUTION

There are select ways for the public to get tickets to the College Football Playoff National Championship:

- **PLAYOFF PREMIUM VIP SUITES**

Playoff Premium VIP suites range in capacities from eight to 28 seats and include a premium food and beverage package for each guest, plus an option to purchase hotel rooms from Playoff Premium's room block and an option to purchase preferred stadium parking.

For more information:

Website: PlayoffPremium.com

Email: premium@collegefootballplayoff.com

Phone: 469-706-0050

- **OFFICIAL COLLEGE FOOTBALL PLAYOFF FAN-TO-FAN TICKET EXCHANGE**

Through the official Fan-to-Fan Ticket Marketplace of the College Football Playoff National Championship, Ticketmaster offers fans the ability to buy or sell tickets to the 2021 College Football Playoff National Championship. Ticketmaster serves as the only resale marketplace able to offer fans real Ticketmaster Verified Tickets.

- **CFP RSVP**

The College Football Playoff's "RSVP" program will be suspended for this year's national championship game on January 11, 2021, in Miami Gardens, Florida. The CFP anticipates a reduction in the seating capacity in Hard Rock Stadium because of social-distancing guidelines set forth by the Centers for Disease Control and Prevention, local authorities and the stadium management. The CFP-RSVP program will resume on June 1, 2021 for the 2022 national championship game in Indianapolis.

ADDITIONAL RESOURCES

- **RANDOM DRAWING**

The application process for the 2021 College Football Playoff random ticket drawing is now closed. Winners will have the right to purchase up to four tickets at face-value to the national championship game on January 11, 2021 at Hard Rock Stadium in Miami Gardens, Florida. Applicants will be notified of their status via email in Fall 2020.

- **PARTICIPATING TEAMS**

50% of game tickets are allocated to the two participating institutions. These tickets will be sold directly through each institution.

REVENUE DISTRIBUTION POLICIES

The following estimates of the CFP revenue distribution are based on preliminary calculations for the 2019-2020 season and are only approximate projections of potential revenue distribution from each component (please note that preliminary calculations for the 2020-2021 season will be announced at a later date):

1. Each conference will receive \$300,000 for each of its schools when the school's football team meets the NCAA's APR for participation in a post-season football game. Each independent institution will also receive \$300,000 when its football team meets that standard.
2. Each of the 10 conferences will also receive a base amount. For conferences that have contracts for their champions to participate in the Orange, Rose, or Sugar Bowl, the base combined with the full academic performance pool will be approximately \$66 million for each conference. The five conferences that do not have contracts for their champions to participate in the Orange, Rose or Sugar Bowls will receive approximately \$90 million in aggregate (full academic pool plus base), which the conferences will distribute as they choose. Notre Dame will receive a payment of \$3.19 million if it meets the APR standard; the other three independents will share \$1.56 million.
3. A conference will receive \$6 million for each team that is selected for the semifinal games. There will be no additional distribution to conferences whose teams qualify for the national championship game. A conference will receive \$4 million for each team that plays in a non-playoff bowl under the arrangement.
4. Each conference whose team participates in a playoff semifinal, Cotton, Fiesta, or Peach Bowl, or in the national championship game will receive \$2.43 million to cover expenses for each game.
5. Additionally, certain conferences in the Football Championship Subdivision will receive \$2.7 million in aggregate.

For more information, please visit www.collegefootballplayoff.com/revenue-distribution

ADDITIONAL RESOURCES

FAMILY REIMBURSEMENT

Through the family reimbursement program, the College Football Playoff offsets expenses for student-athletes' parents or guardians to travel to the CFP Semifinals and the CFP National Championship.

The program debuted in January 2015, before the first CFP National Championship in North Texas. In August, 2015, the CFP expanded the program to include the semifinals.

LEXICON

ENTITY OR EVENT	NAME REFERENCE
Entity/Three-Game Event	Primary Reference: College Football Playoff Secondary and/or Abbreviated Reference: CFP
Entity (Formal/Legal)	Reference: CFP Administration, LLC
National Championship Game	Primary Reference: College Football Playoff National Championship Secondary Reference: national championship game (all lowercase) Secondary and/or Abbreviated Reference: CFP National Championship
Playoff Semifinal Game	Primary Reference: College Football Playoff Semifinal Primary Plural Reference: College Football Playoff Semifinals Secondary Reference: Playoff Semifinal Secondary Plural Reference: Playoff Semifinals
Specific Semifinal Game	Primary Reference: College Football Playoff Semifinal at the "(insert full bowl name)" (ex: College Football Playoff Semifinal at the Allstate Sugar Bowl) Secondary Reference: Playoff Semifinal at the "(insert full bowl name)" (ex: Playoff Semifinal at the Allstate Sugar Bowl)
Board of Managers (University Presidents)	Primary Reference: College Football Playoff Board of Managers Secondary Reference: board of managers (all lowercase)
Conference Commissioners	Primary Reference: College Football Playoff Management Committee Secondary Reference: management committee (all lowercase)
Selection Committee	Primary Reference: College Football Playoff Selection Committee Secondary Reference: selection committee (all lowercase)

INTERNSHIP PROGRAM

INTERNSHIP PROGRAM

PAST CFP INTERNS

2019-20: Chris Calhoun, Reed Gaston, Janay Hagans, Alyssa Hoying, Meagan Jacobs and Kelly Olin

2018-19: Tiffany Ancharski, Meagan Bordayo, Nicole Eppig, Brianna Gladney, Kiana Hairston and Sarah Beth Roberson

2017-18: Willi Anderson, Riley Hart, Morgan Jones, Jasmyn Le-Compte, Tiye-Saran Mutazz and Erick Newman II

2016-17: Billy Barnes, Chante Freeman, Jakob Gutierrez, Lindsey LeJeune, Olivia Mitchell and Caroline Palmer

2015-16: Dana Boyle, Lauren Fender, Alvin Hines II, Stephen Iannotta and Jake Wittkop

2014-15: Ella Forrest, Ben Habern, Kristen Pugh and Ali Rogers

TOM MICKLE COMMUNICATIONS INTERNSHIP

Honoring tradition, the College Football Playoff continues to administer the Tom Mickle Internship. The 2019-2020 season will be the 14th year for the program, which provides an opportunity for a young person to become involved in administering the national championship game. It honors the memory of Mr. Mickle, who made many contributions to college football in general and to the development of the BCS in particular.

At the time of his passing, Mickle was the executive director of Florida Citrus Sports, host of the Capital One Bowl and the Champs Sports Bowl. Prior to his appointment at Florida Citrus Sports in 2002, he was an associate commissioner at the Atlantic Coast Conference and also had been an assistant athletics director at Duke University.

TOM MICKLE INTERNS

2007 Fiesta Bowl

Kelly Bishop, Auburn,
B.A. Mass Communications

2008 Sugar Bowl

Perry Thomas, Mississippi State,
B.A. Communications, M.S. Physical Education

2009 Orange Bowl

Thomas Norton, Wake Forest,
B.A. Communications

2010 Rose Bowl

Andrew Tanker, NC State
B.A. Media Communications

2011 Fiesta Bowl

Lauren Sujkowski, Penn State,
B.A. Public Relations

2012 Sugar Bowl

Allison Horowitz, Tulane,
B.A. Economics and Social Policy

2013 Orange Bowl

Jennifer Sun, LSU,
B.S. Sports Administration

2014 Rose Bowl

Douglas Ingels, Wisconsin,
B.S. Journalism and Mass Communications

2015 College Football Playoff

Ali Rogers, Clemson University
B.A. Communication Studies

2016 College Football Playoff

Lauren Fender, Baylor University,
B.A. Business Administration

2017 College Football Playoff

Lindsey LeJeune, University of Louisiana at Lafayette and Texas A&M University
B.S. Kinesiology, M.S. Sport Management

2018 College Football Playoff

Willi Anderson, University of Houston,
B.A. Communications

2019 College Football Playoff

Meagan Bordayo, Oklahoma State,
B.S. Sports Media Production, B.S. Sports Media Strategic Communications

2020 College Football Playoff

Janay Hagans, University of Nevada,
B.A. Journalism

COLLEGE FOOTBALL PLAYOFF